



# **Retail Price List**

**September 1, 2005**

**American Security Products Company**  
11925 Pacific Avenue • Fontana, CA 92337  
800-421-6142 • 951-685-9680 • Fax 951-685-9685

**ON THE WEB:** [www.amsecusa.com](http://www.amsecusa.com)  
**CONTACT US:** [info@amsecusa.com](mailto:info@amsecusa.com)

Not responsible for typographical errors. Manufacturer reserves the right to make changes as necessary.

# Table of Contents

*Terms and Conditions* ..... 3

**GUN SAFES** ..... 4

**SMITH & WESSON HOME SECURITY Safes** ..... 4

**SMITH & WESSON HANDGUN Safes** ..... 4

**BURGLARY AND FIRE SAFES BF and CSC Series** ..... 6

**"B" RATE HOME SECURITY Safes** ..... 6

**PREMIER SERIES BF CE/HOME SECURITY-High Gloss Burglary and Fire Safes** ..... 6

**"B" RATE SECURITY CHESTS Freestanding** ..... 7

**"B" RATE PREMIUM (BLB) CHESTS Freestanding** ..... 7

**"C" RATE CHESTS (BLC) Freestanding** ..... 7

**MINI "B"RATE Safes** ..... 7

**CASH BOXES** ..... 8

**ELECTRONIC BURGLARY & HOTEL SAFES** ..... 8

**CAMPUS VAULT** ..... 8

**MB-1 MINI-BANK** ..... 8

**FIRE SAFES, Domestic, U.L., 2 Hr.** ..... 9

**IMPORTED FIRE RESISTANT & DATA SAFES** ..... 9

**DXE/DXF TL-15, TL-30 Plate Body, Plate Door Safes** ..... 11

**CDXE/CDXF TL-15, TL-30 Composite Body, Plate Door Safes** ..... 12

**AMVAULT TL-15 & TL-30, Fire Rated Composite Safes** ..... 13

**ACF TL-30, Fire Rated Composite Safes - Custom Sizes Quoted Upon Request** ..... 13

**"B" RATE DEPOSITORY Safes** ..... 14

**"B" RATE SAFEWIZARD ACCESS CONTROL DEPOSITORY Safes** ..... 15

**BWB WIDE BODY DEPOSITORY Series** ..... 16

**BWB "B" RATE Chests** ..... 16

**MONEY MANAGER Cash Management Safes** ..... 17

**"C" RATED DEPOSITORY SAFE, Double Door** ..... 17

**ACF TL-30 DEPOSITORY SAFE, Double Door** ..... 17

**"B" RATE SUPER BRUTE Hinged Door Floor Safes** ..... 18

**"B" RATE BRUTE Wide Hinged Door Floor Safes** ..... 18

**"B" RATE MINI -BRUTE, Square Body, Lift-Out Door Floor Safes** ..... 18

**RV Safe** ..... 18

**STAR ROUND LIFT-OUT DOOR, Tubular Body Floor Safes** ..... 19

**STAR ROUND LIFT-OUT DOOR, Rectangular Body Floor Safes** ..... 19

**MAJOR ROUND LIFT-OUT DOOR, Tubular Body Floor Safes** ..... 19

**WALL SAFES** ..... 20

**UNDERCOUNTER SAFES (K1 Series)** ..... 21

**UNDERCOUNTER SAFES (TBO Series)** ..... 21

**TELLER LOCKERS** ..... 23

**OPTIONS: Interior Lockers** ..... 24

**OPTIONS: Interior Drawers** ..... 25

**KEY LOCKING DRAWER, Option D150** ..... 25

**ELECTRONIC LOCKS** ..... 26

**INSTALLED LOCK OPTIONS & Replacement Keys** ..... 29

**INSTALLED OPTIONS, and Touch-up Paint** ..... 30


**REPLACEMENT SAFE BODIES, HINGED DOORS, LIFT-OUTDOORS** ..... 31

**MATERIAL HANDLING EQUIPMENT** ..... 32

**PROMOTIONAL MATERIALS** ..... 33

**INDEX** ..... 34

## Optional UPS Packaging

Packaging Part # (Add to Model #)	Model	Net Upcharge
4505400 	SuperBrute Floor Safes B1500, B2200, B2900	\$8.00
	MiniBrute Floor Safes B400, B700	
	Depository Safe DST/DSF2014, DST/DSF2714	
	Mini Safe MS1414	
	STAR Tubular Body Floor Safes C3, etc., Star Round Door only	
	MAJOR Tubular Body Floor Safes T425, etc., Major Round Door only	

## TERMS AND CONDITIONS

### TERMS

Terms are 2% C.I.A. (Cash In Advance) or net 30 days to customers who have established and maintained a satisfactory credit rating with us. 30 days after the completion of custom products, customer agrees to take delivery and be invoiced for such products.

### PRICES

Prices are F.O.B. Fontana, California and are subject to change without notice. Orders for products not included in this price list will be treated as specials, and prices will be assigned by individual quotations issued by **American Security Products Company (AMSEC)**.

State or local sales taxes, or other taxes that may be levied or assessed upon a sale or purchase of products listed in this price are not included in the prices shown. Any such taxes must be paid by the purchaser and if, by law, the vendor is chargeable with the collection or payment thereof, the sum must be added as a tax to the price listed herein.

### HOW TO ORDER

All orders for standard products must specify the model number and description. Orders for specials must include complete descriptions and or drawings, color and delivery information. Routing information should be supplied in writing as well as the selection of the freight carrier. Otherwise the merchandise will be shipped "best way". Purchase orders mailed to confirm telephone orders must be marked "Confirmation-Do Not Duplicate." Orders may not be cancelled except by written consent from **AMSEC**, Fontana, California. Cancelled orders for catalog items may be subject to a restocking charge of 20%. Cancelled orders for specials are subject to charges based on the degree of completion and market value of the unit(s). Special orders (custom units) must ship within 30 days of original ship date.

### DESTINATION INSPECTION

All **AMSEC** products are inspected at the factory prior to shipment. **AMSEC's liability for damaged merchandise ceases when the shipment is accepted by a common carrier. All merchandise should be carefully inspected by the consignee and if damage or shortage is evident, the consignee should refuse acceptance until an agent of the carrier indicates on the delivery receipt the nature and extent of the damages or shortages.** All claims for damages or shortages should be made directly to the carrier. In cases of hidden damage (damage not evident on the carton or crate) unpacking should be stopped and the carrier notified to send an inspector. Save the original carton or crate for the inspector to examine.

### RETURN SHIPMENT

Return Shipments will not be accepted unless authorized in advance and an RGA# assigned by **AMSEC**, and are subject to cancellation, transportation, handling and restocking charges.

### WARRANTY SERVICE POLICY

Service performed under **AMSEC's** Limited Warranty will be considered for approval only if the following procedures and policies are followed:

1. A Warranty Authorization Number must be obtained from **AMSEC BEFORE ANY SERVICE WORK IS PERFORMED.** Authorization can be obtained by calling the **AMSEC** Service Department at 951-685-9680 between the hours of 7:30 a.m. and 4:30 p.m. Pacific Time, Monday through Friday. The serial number, description of the product and nature of the problem must be supplied to **AMSEC** to determine warranty status before an authorization number will be assigned. Issuance of the authorization number recognizes only the existence of a problem and does not constitute an admission of liability by **AMSEC**. Only approved service representatives will be authorized to perform warranty service.
2. **AMSEC** will send a Warranty Service Report form (WSR) either by mail or with any required parts. This form must be filled out and returned with your invoice and defective parts before service charges can be considered for payment.
3. **AMSEC's** warranty covers defects in workmanship and parts for one year (3 years on imported fire safes). Defective parts must be returned (not repaired unless instructed) to **AMSEC**. If parts are not returned, the warranty invoice will be denied. Do not invoice for parts. Defective parts will be replaced by **AMSEC**. State sales tax does not apply to warranty service work and will not be honored.
4. Any service performed prior to issuance of a warranty authorization number will be subject to denial. **PRICES SUBJECT TO CHANGE WITHOUT NOTICE. NOT RESPONSIBLE FOR TYPOGRAPHICAL ERRORS.**

**AMSEC GUN SAFE - RETAIL PRICE LIST (January 1, 2006 - Rev2) (800-421-6142)**

Size	Specifications (H x W x D)	Model Number	Interior	LG/LE EDITION		LTG/LTE EDITION	
				HIGH GLOSS Fire	Non Fire	TEXTURED Fire	Non Fire
<b>HS Series</b>							
RF6528	ID 65" x 28" x 20" OD 72" x 35" x 29½"	RF6528- <b>●</b> -F- <b>●</b> -A (2¾" Door)(3455 Lbs.)	12-18-30 Gun	<b>\$8,170</b>		<b>\$7,095</b>	
SE6831	ID 68" x 31" x 21½" OD 72" x 35" x 29½"	SE6831- <b>●</b> -F- <b>●</b> -A (2¾" Door)(1800 Lbs.)	12-18-30 Gun	<b>\$7,545</b>		<b>\$6,470</b>	
<b>BF Series</b>							
BF6032	59 1/4" x 30" x 21" (4¾" Door)(810 Lbs. Estimate)	BF6032- <b>●</b> -F- <b>●</b> -A BF6032- <b>●</b> -F- <b>●</b> -AS	8-14-22 Gun All Shelves	<b>\$2,665</b> <b>\$2,665</b>		<b>\$2,315</b> <b>\$2,315</b>	
BF6030	59 1/4" x 30" x 26" (4¾" Door)(885 Lbs. Estimate)	BF6030- <b>●</b> -F- <b>●</b> -A BF6030- <b>●</b> -F- <b>●</b> -AS	12-18-30 Gun All Shelves	<b>\$2,845</b> <b>\$2,845</b>		<b>\$2,495</b> <b>\$2,495</b>	
BF6040	59 1/4" x 40" x 26" (4¾" Door)(1115 Lbs. Estimate)	BF6040- <b>●</b> -F- <b>●</b> -A BF6040- <b>●</b> -F- <b>●</b> -58	12-18-24-30-42 Gun 58 Gun	<b>\$4,170</b> <b>\$4,170</b>		<b>\$3,570</b> <b>\$3,570</b>	
BF7240	71 1/4" x 40" x 26" (4¾" Door)(1305 Lbs. Estimate)	BF7240- <b>●</b> -F- <b>●</b> -A BF7240- <b>●</b> -F- <b>●</b> -58	12-18-24-30-42 Gun 58 Gun	<b>\$5,045</b> <b>\$5,045</b>		<b>\$4,445</b> <b>\$4,445</b>	
	(4¾" Door)(1305 Lbs. Estimate)	BF7240- <b>●</b> -F- <b>●</b> -AS	All Shelves	<b>\$5,045</b>		<b>\$4,445</b>	
<b>LP Series</b>							
5517W	55 1/4" x 17 ¾" x 16" 270 lbs. ea., 1070 lbs-4pk All-Shelves Kit (4 shelves)	5517W-LTG-BK-11 (3/16" Door)(Shipped 4 per pallet, priced as each) Part# 1335274	11 gun			<b>\$670</b> <b>\$40</b>	
LP5924W	59 1/4" x 24" x 18", 500 lbs All-Shelves Kit (4 shelves)	LP5924W-LTG-F-BK-A Part# 1335275	8-8-16 Gun			<b>\$1,150</b> <b>\$45</b>	
LP6032W	59 1/4" x 30" x 21", 632 lbs All-Shelves Kit (4 shelves)	LP6032W-LTG-F-BK-A Part# 1335276	10-10-20 Gun			<b>\$1,450</b> <b>\$60</b>	
NEW LP6030W	59 1/4" x 30" x 26", 692 lbs All-Shelves Kit (4 shelves)	LP6030W-LTG-F-BK-A Part# 1335279	14-14-28 Gun			<b>\$1,645</b> <b>\$75</b>	
HC1854	18" x 54¼" x 22" 375 lbs.	Horizontal Chest with 8 Gun Interior Satin Black Textured Finish				<b>\$1,800</b>	
HC1854-HCC	18" x 54¼" x 22" 450 lbs.	Horizontal Chest with 8 Gun Interior Specify Oak or Cherry finish				<b>\$2,710</b>	
<b>Vault Door</b>							
VD8030	Wall Opening:79½" x 29½" Door Opening:77½" x 26½"	VD8030-LT-F- <b>●</b> -Textured Only (1" Door)(395 LBS. Door only / 615 LBS shipping weight)				<b>\$3,980</b>	
<b>Smith &amp; Wesson Home Security Safes</b>							
SW2020	20" x 20" x 20" (1" Door), 158 lbs.	2020	Includes 1 shelf			<b>\$625</b>	
SW3020	30" x 20" x 20" (1" Door), 215 lbs.	3020	Includes 2 shelves			<b>\$895</b>	
SW4020	40" x 20" x 20" (1" Door), 270 lbs.	4020	Includes 3 shelves			<b>\$1,105</b>	
<b>Smith &amp; Wesson Hand Gun Safes</b>							
SWVV1014	14.2 H x 10 W x 3.75 D, 11.4 lbs.	Electronic hand gun/document safe				<b>\$245</b>	
SWPB2	8 H x 12 W x 4 D, 8 lbs	Electronic push button lock hand gun safe (shipped in 6 unit master pack, priced as each)				<b>\$185</b>	
SWPB1	8 H x 12 W x 3 D, 7.5 lbs	Electronic push button lock hand gun safe (shipped in 6 unit master pack, priced as each)				<b>\$165</b>	
<b>American Security Hand Gun Safes</b>							
PB1 (w/5BE)	8 H x 12 W x 3 D, 7.5 lbs	Electronic push button lock hand gun safe (shipped in 6 unit master pack, priced as each)				<b>\$165</b>	
PB1-M	8 H x 12 W x 3 D, 7.5 lbs	Mechanical Push button lock / hand gun safe (shipped in 6 unit master pack, priced as each)				<b>\$185</b>	
PB2 (w/5BE)	8 H x 12 W x 4 D, 8 lbs	Electronic Push button lock / hand gun safe (shipped in 6 unit master pack, priced as each)				<b>\$185</b>	
PB2-M	8 H x 12 W x 4 D, 8 lbs	Mechanical Push button lock / Hand Gun safe (shipped in 6 unit master pack, priced as each)				<b>\$205</b>	
ES411	4-1/8" x 11-7/8" x 13-7/8", 17 lbs.	Electronic hand gun safe (holds two hand guns)				<b>\$260</b>	

● = HIGH GLOSS: specify 'LG' for all brass,'LE' for all chrome hardware & trim or TEXTURED: specify 'LTG' for brass 'LTE' for chrome hardware & trim  
 ● = COLOR: HIGH GLOSS, specify BY = Burgundy, HG = Hunter Green, OX = Onyx, PW = Pearl, PL = Platinum Finish. TEXTURED, Specify BK = Satin Black, GR = Granite, ST = Sandstone, GN = Green. **EXAMPLE: BF6030-LG-F-HG-A (BF 6030, with brass hardware, fire, hunter green)**

## AMSEC GUN SAFE - RETAIL PRICE LIST OPTIONS (January 1, 2006 - Rev2)

DESCRIPTION	PART NUMBER	SPECIFICATIONS (HxWxD)	WT.	PRICE
<b>DOCUMENT &amp; ELECTRONIC / RESIDENTIAL SAFES</b>				
	ES1013	Elec./Fire Safe, OD: 13-1/8x17x14-5/8, Includes (1) tray	88	\$315.00
	ES1310	Elec./Fire Safe, OD: 17x13x14-5/8, Includes (1) tray	88	\$315.00
	FS1013	Fire Safe, OD: 13-1/8x17x14-5/8, Includes (1) tray	88	\$240.00
	FS1310	Fire Safe, OD: 17x13x14-5/8, Includes (1) tray	88	\$240.00
	ES9137	Elec./Burglary Safe, OD: 9.875"x13.875"x9.70"	38	\$140.00
	ES913	Elec./Burglary Safe, OD: 9-7/8"x13-3/4"x10-3/8", Includes (1) shelf	38	\$225.00
	DC23	Fire Resistant Document Case, OD: 5-5/8"x16-1/8"x12-1/2"	22	\$80.00
	DC62	Fire Resistant Document Case, OD: 12-13/16"x15-3/4"x12-1/2"	44	\$125.00
<b>LOCK, DIAL OPTIONS &amp; HANDLE UPGRADE</b>				
	4505317-(BRS or CHR)	Electronic Lock, AMSEC ESL-10 (Installed)		\$120.00
	0615226-(BRS or CHR)	Electronic Lock, AMSEC ESL-10 (Retrofit)		\$190.00
	4505743 (Brass), 4505743-CHR (Chrome)	Electronic Lock, AMSEC ESL-10 (Installed on LP series / 5517W / S&W Home Security safes)		\$290.00
	4505042 (Brass), 4505036 (Chrome)	S&G 6120 Round Keypad, Electronic Lock (Installed on new safe)		\$205.00
	0615096 (-02 Brass, -01 Chrome)	S&G 6120 Round Keypad, Electronic Lock (Installed on new safe)		\$265.00
	4505744 (Brass), 4505744-CHR (Chrome)	S&G 6120 Round Keypad, Electronic Lock (Installed on LP series / 5517W / S&W Home Security safes)		\$365.00
	4505726 (Brass), 4505725 (Chrome)	S&G 6120- (211 Brass or 210 Chrome) EZ Keypad, Electronic Lock (Installed on new safe)		\$205.00
	0615594 (Brass), 0615592 (Chrome)	S&G 6120- (211 Brass or 210 Chrome) EZ Keypad, Electronic Lock retro-fit kit		\$280.00
	4505745 (Brass), 4505745-CHR (Chrome)	S&G 6120-211 EZ Keypad, Electronic Lock (Installed on LP series / 5517W / S&W Home Security safes)		\$380.00
	4505753 (Brass)	S&G Biometric electronic lock, installed on new safe		\$890.00
	0615728 (Brass)	S&G Biometric electronic lock, retro-fit kit		\$960.00
	4505755 (Chrome)	S&G Biometric electronic lock, installed on new safe		\$725.00
	0615734 (Chrome)	S&G Biometric electronic lock, retro-fit kit		\$790.00
	4505367 (Brass), 4505752 (Brt Chrome)	LaGard 3802 LG Basic Electronic Lock (Installed on new safe)		\$130.00
	0615357 (Brass), 0615641 (Brt Chrome)	LaGard 3802 LG Basic Electronic Lock (retro-fit kit)		\$200.00
	4505746 (Brass), 4505746-CHR (Chrome)	LaGard 3802 LG Basic, Electronic Lock (Installed on LP series / 5517W / S&W Home Security safes)		\$300.00
	4505527 (Brass), 4505527 (Chrome)	S&G Group II lock with key-locking spy-proof dial and ring (Installed on 5517W / S&W Home Security safes)		\$270.00
	4505174(Brass), 4505173(Chrome)	5-spoked handle upgrade, when upgrading from a 3-spoke handle		\$75.00
<b>TOUCH-UP PAINT</b>				
	4505102	Spray Paint (Specify Color)		\$30.00
	4505101	Touch-up 2 oz. (Specify Color) Textured Finish		\$15.00
	4505108	Touch-up 2 oz. (Specify Color) High Gloss Finish		\$25.00
<b>HC1854 OPTIONS</b>				
	HCC-01 (Oak), HCC-01-CY (Cherry)	Oak cabinet w/tan cushion or Cherry cabinet w/black cushion (for HC1854)		\$910.00
	HC-00 (Tan), HC-00-BK (Black)	Tan or Black cushion only (for HC1854)		\$365.00
	HCO-01 (Oak), HCY-01 (Cherry)	Oak or Cherry cabinet only (for HC1854) (oak/cherry sides, no lid)		\$545.00
<b>ACCESSORIES</b>				
	4505524	BF Upgrade to the "Premium" Package (BF Series), Includes: 5-point handle, fluorescent light kit, dehumidifier rod, internal power supply and jewelers tray		\$325.00
	3645084	Shelf Pistol Rack (holds 4 pistols) 2 lbs.		\$45.00
	1345378	Wood Jewelry Tray, w/ dividers, burgundy felt lined, OD: 10-3/8"x9-3/8"x1-15/16"		\$50.00
	4505525	Fluorescent Light Kit, 1 15" light with connector cables & door switch.		\$160.00
	4505526	Replacement Lamp, 8 Watt Fluorescent		\$20.00
	3275000	Dri-Rod Dehumidifier with detach plug, 1 lb.		\$65.00
	3645027	Desiccant (6 bags) 7 lbs.		\$65.00
	1735016	Pallet Skirt Black Velveteen, Specify model of safe		\$70.00
	1745002-01	Metal display base for LP5924W		\$45.00
	1745002-02	Metal display base for LP6032W / LP6030W		\$50.00
<b>OAK STORAGE CABINET</b>				
	1335227	Oak storage cabinet, 3 drawer, retro-fit, cabinet only		\$495.00
	4505523	Oak storage cabinet, 3 drawer, factory installed		\$495.00
<b>ULTRA-LIFT SAFE HANDLING EQUIP.</b>				
	1500UL	Powered Hand truck - 120 lbs		\$9,170.00
<b>INTERIORS / REPLACEMENT VELOUR / (Oak)</b>				
	SW2020, SW3020, SW4020	Home security safes, All Shelf		\$70.00
	LP5924W	All in one 8-8-16		\$200.00
	LP6032W	All in one 10-10-20		\$275.00
	LP6030W	All in one 14-14-28		\$295.00
<b>INTERIORS / REPLACEMENT PLUSH PIN-DOT (Beige)</b>				
	BF6032	Specify color of interior and capacity / All in one 8-14-22 / All Shelf		\$375.00
	BF6030	Specify color of interior and capacity / All in one 12-18-30 / All Shelf		\$425.00
	BF6040	Specify color of interior and capacity / All in one 12-18-24-30-42 / 58 / All Shelf		\$600.00
	BF7240	Specify color of interior and capacity / All in one 12-18-24-30 / 58 / All Shelf		\$690.00
	RF6528	Specify color of interior and capacity / All in one 12-18-30 / All Shelf		\$425.00

Our Customer Service Dept. will be happy to help you with any questions, **800-421-6142**. Monday through Friday 8:00 am to 5:00 pm.

**DAMAGE CLAIMS:** All safes are carefully packed for shipment. The manufacturer's liability ceases when the transportation carrier accepts the shipment in good condition.

The carrier's liability ceases when you sign for the merchandise. **INSPECT YOUR SAFE(S) FULLY BEFORE SIGNING THE DELIVERY RECEIPT.** Although unlikely, if damage occurs, you have the option of refusing the shipment or negotiating a settlement with the carrier. To negotiate a settlement, follow these steps: 1) Note the extent of the damage on the freight bill and sign your name. 2) Save all packaging material. 3) Call the freight carrier immediately and request a damage inspection claim.

Manufacturer reserves the right to make engineering revisions and price changes without notice. Material thickness may vary due to mill tolerances.

Prices subject to change without notice. Not responsible for typographical errors. Manufacturer reserves the right to make changes as necessary.

# Burglary & Fire Safes

## U.L. Listed Burglary and Fire Safes

The industry's first U.L. listed, fire rated burglary safe offers an affordable solution when burglary and fire protection are an essential part of your buying decision! During Underwriter's Laboratories grueling testing procedures, the BF series earned the U.L. listed Class 350° F, One Hour Fire Label and the (RSC) Residential Security Container Burglary Label.

Model	Inside Dimension	Outside Dimension*	Clear Door	Cu. In.	Wt.	Shelves	Retail
BF1512(*)(**)	15 x 12 x 13	20¼ x 17¼ x 18¾	15 x 12	2,340	280	1	\$1,210
BF1716(*)(**)	17 x 16½ x 16	22¼ x 21¼ x 21¾	17 x 16½	4,488	385	1	\$1,460
BF2116(*)(**)	21 x 16½ x 14½	26¼ x 21¼ x 20¼	21 x 16½	5,024	470	1	\$1,530
BF3416(*)(**)†	34 x 16½ x 16	39¼ x 21¾ x 21¾	34 x 16½	8,976	615	2	\$1,915

BOLT DOWN KIT INCLUDED, \* ADD 2" FOR DIAL & HANDLE

Hardware on above safes specify (\*): Brass (LTG) on Sandstone and Chrome (LTE) on Granite

Color Options Specify (\*\*): (GR) = Granite, (ST) = Sandstone

† 1/2 hour U.L. Fire Rating

**Free ESL-10 Electronic lock through 2005! Add(E1) to part #. Example: (BF1512E1)**

## Burglary and Fire Composite Safes

The AMSEC CSC series composite safes are an affordable solution when you want to protect both documents from fire and valuables from burglary attacks. During extreme testing procedures the CSC series safes earned the U.L. (RSC) Residential Security Container burglary label and passed a 1-hour, 350°F factory fire test certification.

Model	Inside Dimension	Outside Dimension*	Clear Door	Cu. In.	Wt.	Retail
CSC1717	17 x 17 x 17	22¾ x 22¾ x 24¾	17 x 17	4,913	652	\$1,240
CSC2517	25 x 17 x 17	30¾ x 22¾ x 24¾	25 x 17	7,225	896	\$1,410
CSC3417	34 x 17 x 17	39¾ x 22¾ x 24¾	34 x 17	9,826	1,055	\$1,530

Attractive textured Parchment finish.

**Equipped with AMSEC ESL-10 Electronic Lock**

## Premier Series Safes

Same burglary and fire features as above, available in 4 high gloss colors.

Model	Inside Dimension	Outside Dimension*	Cu. In.	Wt.	Shelves	Retail
BF1512(*)	15 x 12 x 13	20¼ x 17¼ x 18¾	2,340	280	1	\$1,715
BF1716(*)	17 x 16½ x 16	22¼ x 21¼ x 21¾	4,488	385	1	\$1,965
BF2116(*)	21 x 16½ x 14½	26¼ x 21¼ x 20¼	5,024	470	1	\$2,035
BF3416(*)	34 x 16½ x 16	39¼ x 21¾ x 21¾	8,976	615	2	\$2,420
CE1814(*)	18 x 14 x 12	25 x 21 x 21½	3,024	700	1	\$2,770
CE2518(*)	25 x 18 x 16	32 x 25 x 24½	7,200	1110	2	\$3,230

Color Options Specify (\*): BY = Burgundy, HG = Hunter Green, OX = Onyx, PW = Pearl

Hardware on above safes will be in brass (LG)

**B-Rate Free Standing Security Chest**

Model	Inside Dimension	Outside Dimension	Clear Door	Cu. In.	Wt.	Retail
US2015C	20 x 15¼ x 15	20½ x 15½ x 18	15⅝ x 10⅞	4575	110	<b>\$1,300</b>

\* Add 2" to outside depth for handle, dial and hinge projection. Standard with 2 shelves

**B-Rate Wide Body Chests**

Model	Inside Dimension	Outside Dimension	Clear Door	Cu. In.	Wt.	Shelves	Retail
BWB2020	19¾ x 19¾ x 17	20 x 20 x 20	14¾ x 16¼	6,631	170	1	<b>\$1,025</b>
BWB2025	19¾ x 24¾ x 22	20 x 25 x 25	14¾ x 21¼	10,753	250	1	<b>\$1,690</b>
BWB3020	29¾ x 19¾ x 17	30 x 20 x 20	24¾ x 16¼	9,988	270	2	<b>\$1,195</b>
BWB3025	29¾ x 24¾ x 22	30 x 25 x 25	24¾ x 21¼	16,198	290	2	<b>\$1,890</b>
BWB4020	39¾ x 19¾ x 17	40 x 20 x 20	34¾ x 16¼	13,346	340	3	<b>\$1,890</b>
BWB4025	39¾ x 24¾ x 22	40 x 25 x 25	34¾ x 21¼	21,644	390	3	<b>\$2,295</b>

**B-Rate Premium Free Standing Security Chest**

Model	Inside Dimension	Outside Dimension	Clear Door	Cu. In.	Wt.	Shelves	Retail
BLB2018	20 x 18 x 12	20½ x 18½ x 15	18 x 16	4,320	200	2	<b>\$1,950</b>
BLB3018	30 x 18 x 16	30½ x 18½ x 19	28 x 16	8,640	300	2	<b>\$2,205</b>
BLB3024	30 x 24 x 20	30½ x 24½ x 23	28 x 22	14,400	360	3	<b>\$2,535</b>
BLB4024	40 x 24 x 20	40½ x 24½ x 23	38 x 22	19,200	445	4	<b>\$3,035</b>

\* Add 2" to outside depth for handle, dial and hinge projection. Custom design available on request.

**C-Rate Premium Free Standing Security Chest**

Model	Inside Dimension	Outside Dimension	Clear Door	Cu. In.	Wt.	Shelves	Retail
BLC2018	20 x 18 x 12	21 x 19 x 16	18½ x 16½	4,320	370	2	<b>\$3,035</b>
BLC3018	30 x 18 x 16	30½ x 18½ x 19	28½ x 16½	8,640	550	2	<b>\$3,810</b>
BLC3024	30 x 24 x 20	30½ x 24½ x 23	28½ x 22½	14,400	740	3	<b>\$5,035</b>
BLC4024	40 x 24 x 20	40½ x 24½ x 23	38½ x 22½	19,200	925	4	<b>\$5,850</b>

\* Add 2" to outside depth for handle, dial and hinge projection. Custom design available on request.

**B-Rate Free Standing Mini Safe**

Model	Inside Dimension	Outside Dimension	Clear Door	Cu. In.	Wt.	Retail
MS1414C	13¾ x 13¾ x 11	14 x 14 x 14	9¾ x 9¾	2080	70	<b>\$510</b>
MS1414K	13¾ x 13¾ x 11	14 x 14 x 14	9¾ x 9¾	2080	70	<b>\$455</b>

C = Combination Lock, K = Dual Control Key Lock

FOR SLOT 1/2" x 5" WITH BAFFLE, ADD **\$25.00**

Optional UPS Packaging available, see Inside Front Cover for Information

**B-Rate Mini Depository Safe**

Model	Inside Dimension H x W x D	Outside Dimension H x W x D	Clear Door H x W x D	Cu. In.	Wt.	Retail
MS1513D	14¾ x 12 3/8 x 14¼	15 1/8 x 12¾ x 17¼	9 7/8 x 9 7/8	2,633	98	<b>\$700</b>

**Misc. Security Containers****NEW! Cash Boxes**

Model	Inside Dimensions	Outside Dimensions	Wt. Lbs.	Retail
CB311	2.9 x 11.19 x 7.50	3.25 x 11.38 x 7.88	4.4	\$40
CB411	3.50 x 10.87 x 6.81	4.13 x 11 x 7.56	3.8	\$25
KB66	2.375 x 6.5 x 6.5	2.75 x 6.75 x 2.75	2.1	\$40
KB311	2.88 x 11.31 x 7.375	3.13 x 11.5 x 7.75	4	\$40
SB412	3.25 x 11.75 x 7.255	4 x 12.75 x 8.38	7.3	\$30

**ES Series**

Model	Inside Dimension	Outside Dimension	Clear Door	Cu. In.	Wt.	Retail
ES9137	9.75 x 13.56 x 8.75	10 x 13.75 x 9.75	8 x 10	1,156	24	\$140
ES913	9.62 x 13.56 x 8.87	10 x 13.87 x 10.25	7.75 x 10.75	1,157	26	\$225
ES1114	11.5 x 14.75 x 10.87	11.75 x 14.87 x 12.12	9.75 x 11.875	1,843	34	\$260
ES411	4.12 x 11.81 x 13.87	5.18 x 11.87 x 14.06	10.125 x 11.625	674	19	\$260

**Hotel Safe**

Model	Inside Dimension	Outside Dimension	Clear Door	Cu. In.	Wt.	Retail
HR916E	8 x 15 $\frac{3}{4}$ x 11	9 x 16 x 14	7 x 12	1386	36	\$360
HRC916E	8 x 15 $\frac{3}{4}$ x 11	9 x 16 x 14	7 x 12	1386	36	\$410
HRPED		15" High Pedestal				\$55
HRPROG		Hand Held Printout Interrogation Device				\$200

**Campus Vault**

Model/ Part No.	Description	Inside Dimension	Outside Dimension	Clear Door	Cu. Ft.	Wt.	Retail
LB1215	Campus Vault w/new style 9 disk keylocking cylinder	12 $\frac{1}{8}$ x 14 $\frac{7}{8}$ x 15 $\frac{1}{8}$	12 $\frac{1}{4}$ x 15 x 16	12 $\frac{1}{2}$ x 10	1.7	36	\$300
0415034	New lock bloc (only) with 2 keys						\$45
0455090	New lock bloc replacement key (ea.) with 2 keys cut to code						\$25
LB1215MK	Campus Vault w/new style 9 disk keylocking cylinder, master-keyed, 2 keys						\$315
0415030	New lock bloc (only) master-keyed with 2 keys						\$55
0455091	New lock bloc replacement key (ea.) Master-keyed, cut to code						\$50

**MB1 Mini-Bank**

Model	Description	Outside Dimension	Retail
MB1	Mini Coin Bank	5 $\frac{1}{4}$ x 4 $\frac{1}{4}$ x 3 $\frac{1}{8}$	\$20

### U.L. Listed 2 Hour Fire Safes

Model	Inside Dimension H x W x D	Outside Dimension* H x W x D	Cu. In.	Wt.**	Velour Interior	Retail
UL1511(*)(**)	14¾ x 11¼ x 12	21¼ x 17 x 18¼	2,070	185	1 Adj. Shelf 1 Base	<b>\$760</b>
UL1812(*)(**)	18½ x 12½ x 12	25 x 18 x 18½	2,775	250	1 Adj. Shelf 1 Base	<b>\$840</b>
UL1812XD(*)(**)	18½ x 12½ x 17	25 x 18 x 23½	3,931	305	1 Adj. Shelf 1 Base	<b>\$930</b>
UL2018(*)(**)	20 x 18 x 18	30¼ x 25½ x 25½	6,480	495	2 Adj. Shelf 1 Base	<b>\$1,565</b>
UL2818(*)(**)	28 x 18 x 18	38¼ x 25½ x 25½	9,072	695	2 Adj. Shelf 1 Base	<b>\$2,005</b>
UL3918(*)(**)	39 x 18 x 18	49¼ x 25½ x 25½	12,636	835	2 Adj. Shelf 1 Base	<b>\$2,185</b>

\* ADD 2" FOR HANDLE, DIAL AND HINGE PROJECTION. OUTSIDE HEIGHT INCLUDES 1" HIGH RUBBER FEET ON MODELS UL1511-UL1812XD; 2¼" FOR CASTERS ON THE THREE LARGEST MODELS.

Hardware on above safes specify (\*): Brass (LTG) on Sandstone and Chrome (LTE) on Granite  
Color Options Specify (\*\*): (GR) = Granite, (ST) = Sandstone

**Free ESL-10 Electronic lock through 2005! Add(E1) to part #. Example: (UL1511E1)**

### Imported - Fire Resistant Safes

Model	Fire Rating	Inside Dim	Outside Dim**	Clear Door	Cu. In.	Wt.	Retail
ES1013	1 HR. 350°F	9½ x 13¼ x 9½	13½ x 17 x 15¾	9½ x 13¼	1,149	82	<b>\$315</b>
ES1310	1 HR. 350°F	13¼ x 9½ x 9½	17 x 13½ x 15¾	13¼ x 9½	1,149	82	<b>\$315</b>
FS1013	1 HR. 350°F	9½ x 13¼ x 9½	13½ x 17 x 15¾	9½ x 13¼	1,149	82	<b>\$240</b>
FS1310	1 HR. 350°F	13¼ x 9½ x 9½	17 x 13½ x 15¾	13¼ x 9½	1,149	82	<b>\$240</b>
FS3316	2 HR. 350°F	33½ x 16½ x 14¾	43¼ x 24 x 25	33½ x 16½	8,276	573	<b>\$1,660</b>
FS4122	2 HR. 350°F	41½ x 22½ x 18½	51½ x 29½ x 28½	41½ x 22½	16,878	842	<b>\$1,940</b>
FS4922	2 HR. 350°F	49¼ x 22½ x 18½	59 x 29½ x 28½	49¼ x 22½	20,018	975	<b>\$3,175</b>
FS5722	2 HR. 350°F	57 x 22½ x 18½	67 x 29½ x 28½	57 x 22½	23,232	1103	<b>\$3,255</b>
FS5737DD	2 HR. 350°F	57 x 37¾ x 17¾	67 x 45 x 27½	57 x 37¾	38,193	1455	<b>\$4,845</b>

#### Fire Star Data Safes

DS612	1 HR. 125°F	6 x 11½ x 6¼	14½ x 19 x 17	6 x 11½	431	132	<b>\$1,395</b>
DS159	1 HR. 125°F	15 x 8½ x 9½	26 x 18 x 21	15 x 8½	1,210	285	<b>\$1,900</b>
DS2720	1 HR. 125°F	27 x 19½ x 19½	41 x 30 x 33	27 x 19½	10,267	816	<b>\$5,440</b>
DS4320	2 HR. 150°F	43 x 19½ x 19½	59 x 33 x 36½	43 x 20	16,351	1,448	<b>\$7,645</b>

#### Fire Resistant Security Chest & File

DC23	½ HR. 1550°F	3.05" x 11.44" x 7.06"	5.62" x 13.87" x 10.75"		409	22	<b>\$80</b>
DC62	½ HR. 1550°F	10.25" x 12.18" x 8.62"	12.87" x 16" x 12.31"		1,067	44	<b>\$125</b>

#### Fire Resistant Security Media Chest

MC15	1 HR. 1550°F	6 x 8¾ x 5¼	13 x 16 12½		275	69	<b>\$360</b>
------	--------------	-------------	-------------	--	-----	----	--------------

\*\* ADD 2" FOR HANDLE, DIAL AND HINGE PROJECTION. ABOVE DIMENSIONS HAVE BEEN CONVERTED FROM METRIC MEASUREMENTS. PLEASE ALLOW +1/4" TO ½" VARIATION FOR BOTH OUTER AND INNER DIMENSIONS

**Fire Safes****Accessories**

	Description		Retail
SHELVES FOR <b>FIRE-STAR</b> FIRE RESISTIVE SAFES	SHELF, FS3821	1315064	<b>\$55</b>
	SHELF, FS4524	1315065	<b>\$55</b>
	SHELF, FS5123	1315066	<b>\$55</b>
	SHELF, FS5427	1315067	<b>\$65</b>
	SHELF, FS5637DD	1315068	<b>\$65</b>
SHELVES FOR DS2720 & DS4320 <b>DATA SAFES</b>	SHELF, FLOPPY DISC (ROLL OUT)	P1929	<b>\$215</b>
	SHELF, TAPE POCKET MOUNTS TO INSIDE DOOR	P1931	<b>\$75</b>
	BAR, MAGNETIC TAPE HANGING MOUNTS TO INSIDE DOOR	P2114	<b>\$110</b>
PLASTIC TRAYS FOR <b>FIRE-STAR</b> FIRE RESISTIVE SAFES	TRAY, ES & FS1013	1645009	<b>\$20</b>
	TRAY, ES & FS1310	1645010	<b>\$20</b>
ELECTRONIC LOCK OPTION	AVAILABLE ON FS3821 AND LARGER SAFES ONLY	4505703	<b>\$215</b>

**Model DXE (TL-15) Model DXF (TL-30)**  
**Plate Body and Plate Door**  
**When ordering, state DXE (TL-15) or DXF (TL-30) before model number**

MODEL # Please use prefix (DXE, DXF)	INSIDE DIM. H" x W" x D" DXE** / DXF	OUTSIDE DIMENSIONS*			CUBIC INCH CAP. DXE / DXF	WEIGHT LBS. DXE / DXF	CLEAR DOOR OPENING	DXE TL-15 RETAIL	DXF TL-30 RETAIL
		Height / Width		Depth					
		DXE & DXF	DXE	DXF					
1212	12 x 12 x 12	14x14	17	17¾	1,800 / 1,728	341 / 397	11 x 10¾	Quoted Upon Request	Quoted Upon Request
1414	14 x 14 x 12	16 x 16	17	17¾	2,401 / 2,352	406 / 480	13 x 12¾		
1616	16 x 16 x 12	18 x 18	17	17¾	3,136 / 3,072	457 / 569	15 x 14¾		
1818	18 x 18 x 12	20 x 20	17	17¾	3,969 / 3,888	554 / 669	17 x 16¾		
2018	20 x 18 x 16	22 x 20	21	21¾	5,850 / 5,760	682 / 809	19 x 16¾		
2020	20 x 20 x 20	22 x 22	25	25¾	8,100 / 8,000	820 / 960	19 x 18¾		
2416	24 x 16 x 16	26 x 18	21	21¾	6,240 / 6,144	719 / 854	23 x 14¾		
2420	24 x 20 x 20	26 x 22	25	25¾	9,720 / 9,600	918 / 1,183	23 x 18¾		
2424	24 x 24 x 20	26 x 26	25	25¾	11,664 / 11,520	1,023 / 1,217	23 x 22¾		
2424XD	24 x 24 x 24	26 x 26	29	29¾	13,968 / 13,824	1,136 / 1,330	23 x 22¾		
3018	30 x 18 x 16	32 x 20	21	21¾	8,775 / 8,640	894 / 1,079	29 x 16¾		
3018XD	30 x 18 x 20	32 x 20	25	25¾	10,935 / 10,800	1,007 / 1,192	29 x 16¾		
3020	30 x 20 x 20	32 x 22	25	25¾	12,150 / 12,000	1,065 / 1,268	29 x 18¾		
3024	30 x 24 x 20	32 x 26	25	25¾	14,580 / 14,400	1,182 / 1,421	29 x 22¾		
3028	30 x 28 x 20	32 x 30	25	25¾	17,010 / 16,800	1,299 / 1,573	29 x 26¾		
3030	30 x 30 x 20	32 x 32	25	25¾	18,225 / 18,000	1,357 / 1,650	29 x 28¾		
3624	36 x 24 x 20	38 x 26	25	25¾	17,496 / 17,280	1,378 / 1,629	35 x 22¾		
4024	40 x 24 x 20	42 x 26	25	25¾	19,440 / 19,200	1,451 / 1,765	39 x 22¾		
4034	40 x 34 x 26	42 x 36	31	31¾	35,700 / 35,360	2,051 / 2,482	39 x 32¾		
4524	45 x 24 x 20	47 x 26	25	25¾	21,870 / 21,600	1,583 / 1,934	44 x 22¾		
5024	50 x 24 x 20	52 x 26	25	25¾	24,300 / 24,000	1,716 / 2,104	49 x 22¾		
5030	50 x 30 x 20	52 x 32	25	25¾	30,375 / 30,000	1,950 / 2,425	49 x 28¾		
5034	50 x 34 x 26	52 x 36	31	31¾	44,625 / 44,200	2,399 / 2,932	49 x 32¾		
5224	52 x 24 x 20	54 x 26	25	25¾	25,272 / 24,960	1,768 / 2,171	51 x 22¾		
5234	52 x 34 x 20	54 x 36	25	25¾	35,802 / 35,360	2,170 / 2,723	51 x 32¾		
6030	60 x 30 x 20	62 x 32	25	25¾	36,450 / 36,000	2,249 / 2,816	59 x 28¾		
6034	60 x 34 x 20	62 x 36	25	25¾	41,310 / 40,800	2,426 / 3,061	59 x 32¾		
7234	72 x 34 x 26	74 x 36	31	31¾	64,260 / 63,648	3,175 / 3,933	71 x 32¾		
8234	82 x 34 x 26	84 x 36	31	31¾	73,185 / 72,488	3,523 / 4,383	81 x 32¾		

\* Add 2" to outside depth for handle, dial and hinge projection.  
 \*\* Add 1/4" to all DXE (TL-15) plate safe inside depth dimensions

Optional Shelves Available

**Model CDXE (TL-15) Model CDXF (TL-30)**  
**Composite Body and Plate Door**  
**When ordering, state CDXE (TL-15) or CDXF (TL-30) before model number**

MODEL # Please use prefix (CDXE, CDXF)	INSIDE DIM. H" x W" x D" CDXE** / CDXF	OUTSIDE DIMENSIONS*			CUBIC " CAP. CDXE / CDXF	WEIGHT LBS. CDXE / CDXF	CLEAR DOOR OPENING	CDXE TL-15 RETAIL	CDXF TL-30 RETAIL
		Height / Width CDXE & CDXF	Depth CDXE CDXF						
1212	12 x 12 x 12	18¾ x 18½	19	19¾	1,728	457 / 498	11 x 10¾	Quoted Upon Request	Quoted Upon Request
1414	14 x 14 x 12	20¾ x 20½	19	19¾	2,352	536 / 589	13 x 12¾		
1616	16 x 16 x 12	22¾ x 22½	19	19¾	3,072	618 / 684	15 x 14¾		
1818	18 x 18 x 12	24¾ x 24½	19	19¾	3,888	710 / 790	17 x 16¾		
2018	20 x 18 x 16	26¾ x 24½	23	23¾	5,760	857 / 945	19 x 16¾		
2020	20 x 20 x 20	26¾ x 26½	27	27¾	8,000	1018 / 1115	19 x 18¾		
2416	24 x 16 x 16	30¾ x 22½	23	23¾	6,144	902 / 995	23 x 14¾		
2420	24 x 20 x 20	30¾ x 26½	27	27¾	9,600	1131 / 1245	23 x 18¾		
2424	24 x 24 x 20	30¾ x 30½	27	27¾	11,520	1254 / 1387	23 x 22¾		
2424XD	24 x 24 x 24	30¾ x 30½	31	31¾	13,824	1381 / 1514	23 x 22¾		
3018	30 x 18 x 16	36¾ x 24½	23	23¾	8,640	1105 / 1232	29 x 16¾		
3018XD	30 x 18 x 20	36¾ x 24½	27	27¾	10,800	1235 / 1080	29 x 16¾		
3020	30 x 20 x 20	36¾ x 26½	27	27¾	12,000	1301 / 1440	29 x 18¾		
3024	30 x 24 x 20	36¾ x 30½	27	27¾	14,400	1438 / 1601	29 x 22¾		
3028	30 x 28 x 20	36¾ x 34½	27	27¾	16,800	1574 / 1762	29 x 26¾		
3030	30 x 30 x 20	36¾ x 36½	27	27¾	18,000	1641 / 1841	29 x 28¾		
3624	36 x 24 x 20	42¾ x 30½	27	27¾	17,280	1626 / 1819	35 x 22¾		
4024	40 x 24 x 20	46¾ x 30½	27	27¾	19,200	1749 / 1962	39 x 22¾		
4034	40 x 34 x 26	46¾ x 40½	33	33¾	35,360	2424 / 2717	39 x 32¾		
4524	45 x 24 x 20	51¾ x 30½	27	27¾	21,600	1901 / 2139	44 x 22¾		
5024	50 x 24 x 20	56¾ x 30½	27	27¾	24,000	2054 / 2317	49 x 22¾		
5030	50 x 30 x 20	56¾ x 36½	27	27¾	30,000	2326 / 2648	49 x 28¾		
5034	50 x 34 x 26	56¾ x 40½	33	33¾	44,200	2821 / 3183	49 x 32¾		
5224	52 x 24 x 20	58¾ x 30½	27	27¾	24,960	2115 / 2388	51 x 22¾		
5234	52 x 34 x 20	58¾ x 40½	27	27¾	35,360	2582 / 2957	51 x 32¾		
6030	60 x 30 x 20	66¾ x 36½	27	27¾	36,000	2671 / 3054	59 x 28¾		
6034	60 x 30 x 20	66¾ x 40½	27	27¾	40,800	2877 / 3308	59 x 32¾		
7234	72 x 34 x 26	78¾ x 40½	33	33¾	63,648	3706 / 4218	71 x 32¾		
8234	82 x 34 x 26	88¾ x 40½	33	33¾	72,488	4103 / 4685	81 x 32¾		

\* Add 2" to outside depth for handle, dial and hinge projection.

\*\* Add 1/4" to all CDXE (TL-15) plate safe inside depth dimensions

Optional Shelves Available

# High Security Composite Safes

## AmVault TL-15

Model	Inside Dimension	Outside Dimension*	Cu. Ft.	Wt.	Shelves	Retail
CE1814**	18 x 14 x 12	25 x 21 x 21½	1.8	700	1	\$2,070
CE2518	25 x 18 x 16	32 x 25 x 25½	4.2	1,110	1	\$2,530
CE3524	35 x 24 x 20	42 x 31 x 29½	9.7	1,720	2	\$4,130
CE4524	45 x 24 x 20	52 x 31 x 29½	12.5	2,060	3	\$4,435
CE5524	55 x 24 x 20	62 x 31 x 29½	15.3	2,410	3	\$5,200
CE6528	65 x 28 x 20	72 x 35 x 29½	21.1	3,028	4	\$5,890
CE7236	72 x 36 x 23	79 x 43 x 32½	34.5	4,000	4	\$7,700

\* Add 2" to outside depth for handle, dial and hinge projection. \*\*Models 1814 can not be equipped with an auxiliary lock, 3-way boltwork or glass relock mechanism. Left Swing Models: After model #, use suffix L (Longer Leadtime)

## AmVault TL-30

Model	Inside Dimension	Outside Dimension*	Cu. Ft.	Wt.	Shelves	Retail
CF1814**	18 x 14 x 12	25 x 21 x 21½	1.8	710	1	\$2,900
CF2518	25 x 18 x 16	32 x 25 x 25½	4.2	1,125	1	\$3,365
CF3524	35 x 24 x 20	42 x 31 x 29½	9.7	1,764	2	\$4,470
CF4524	45 x 24 x 20	52 x 31 x 29½	12.5	2,100	3	\$5,095
CF5524	55 x 24 x 20	62 x 31 x 29½	15.3	2,474	3	\$5,925
CF6528	65 x 28 x 20	72 x 35 x 29½	21.1	3,206	4	\$6,810
CF7236	72 x 36 x 23	79 x 43 x 32½	34.5	4,270	4	\$8,500

\* Add 2" to outside depth for handle, dial and hinge projection. \*\*Models 1814 can not be equipped with an auxiliary lock, 3-way boltwork or glass relock mechanism. Left Swing Models: After model #, use suffix L (Longer Leadtime)

## Factory Installed AmVault Options

Model	Description	Factory Installed	Retro Fit	Kit
<b>Auxiliary Keylocks</b>	S&G 6870 Auxiliary High Security Keylock	4505044	\$195	
<b>3-Way Active Boltwork (TL-30 Only)</b>	Fits Models CF2518	0315277-01	\$155	0315277-01 \$155
	Fits Models CF3524 & CF5524	0315277-02	\$155	0315277-02 \$155
	Fits Models CF4524 & CF6528	0315277-03	\$155	0315277-03 \$155
	Fits Models CF7236	0315277-04	\$155	0315277-04 \$155
<b>Glass Relocking Mechanism*</b>	Fits Models CF2518, CF7236	0945000	\$100	0945001 \$100
<b>Pull Handle Assembly</b>	Fits Models CE/CF 3524 to CE/CF 7236	0345032	\$155	0345061 \$155

\* All safes utilizing the glass relocking mechanism must be equipped with an auxiliary lock and 3-way boltwork

## ACF TL-30

Model	Inside Dimension	Outside Dimension*	Clear Door	Cu. In.	Wt.	Retail
ACF 2020	20 x 20 x 20	26¾ x 26½ x 28¾	19 x 18¾	8,000	1,114	Quoted Upon Request
ACF 2020XD	20 x 20 x 24	26¾ x 26½ x 32¾	19 x 18¾	9,600	1,201	
ACF 3020	30 X 20 X 20	36¾ x 26½ x 28¾	29 x 18¾	12,000	1,400	
ACF 3020XD	30 X 20 X 24	36¾ x 26½ x 32¾	29 x 18¾	14,400	1,531	
ACF 4024	40 X 24 X 20	46¾ x 30½ x 28¾	39 x 22¾	19,200	1,880	
ACF 4024XD	40 X 24 X 24	46¾ x 30½ x 32¾	39 x 22¾	23,040	1,865	
ACF 5024	50 X 24 X 20	56¾ x 30½ x 28¾	49 x 22¾	24,000	2,217	
ACF 5024XD	50 X 24 X 24	56¾ x 30½ x 32¾	49 x 22¾	28,800	2,401	
ACF 6030	60 X 30 X 20	66¾ x 36½ x 28¾	59 x 28¾	36,000	2,890	
ACF 6030XD	60 X 30 X 26	66¾ x 36½ x 32¾	59 x 28¾	46,800	3,225	

\* Add 2" to outside depth for handle, dial and hinge projection. Standard with two shelves. Optional 3-way boltwork available on the ACF line, retail price \$160.00. Custom size/design quoted upon request.

# Depository Safes

## "B" Rate Rotary and Front Loading Safes

Model	Inside Dimension H x W x D	Outside Dimension H x W x D	Clear Door H x W x D	Cu. In.	Wt.	Retail
DST2014K*	11½ x 13¾ x 11	20¼ x 14 x 14	9¾ x 9¾	1,739	98	<b>\$660</b>
DST2014C*	11½ x 13¾ x 11	20¼ x 14 x 14	9¾ x 9¾	1,739	98	<b>\$715</b>
DSF2014K*	10 x 13¾ x 11	20¼ x 14 x 14	9¾ x 9¾	1513	94	<b>\$615</b>
DSF2014C*	10 x 13¾ x 11	20¼ x 14 x 14	9¾ x 9¾	1513	94	<b>\$670</b>
DSR2014K*	10 x 13¾ x 11	20¼ x 14 x 14	9¾ x 9¾	1513	94	<b>\$660</b>
DSR2014C*	10 x 13¾ x 11	20¼ x 14 x 14	9¾ x 9¾	1513	94	<b>\$715</b>
DSC2014CK†	BOT 10¼ x 13¾ x 11 TOP 6⅞ x 13¾ x 12⅝	27¼ x 14 x 14	BOT 9¾ x 9¾ TOP 6 x 10⅝	1513 1127	100	<b>\$825</b>
DSC2014CC	BOT 10¼ x 13¾ x 11 TOP 6⅞ x 13¾ x 12⅝	27¼ x 14 x 14	BOT 9¾ x 9¾ TOP 6 x 10⅝	1513 1127	100	<b>\$880</b>
DSC2014KK**	BOT 10¼ x 13¾ x 11 TOP 6⅞ x 13¾ x 12⅝	27¼ x 14 x 14	BOT 9¾ x 9¾ TOP 6 x 10⅝	1513 1127	100	<b>\$715</b>
DSC2014KC††	BOT 10¼ x 13¾ x 11 TOP 6⅞ x 13¾ x 12⅝	27¼ x 14 x 14	BOT 9¾ x 9¾ TOP 6 x 10⅝	1513 1127	100	<b>\$770</b>
DST2714K*	18½ x 13¾ x 11	27¼ x 14 x 14	9¾ x 9¾	2798	116	<b>\$850</b>
DST2714C*	18½ x 13¾ x 11	27¼ x 14 x 14	9¾ x 9¾	2798	116	<b>\$905</b>
DSF2714K*	17¼ x 13¾ x 11	27¼ x 14 x 14	9¾ x 9¾	2609	108	<b>\$805</b>
DSF2714C*	17¼ x 13¾ x 11	27¼ x 14 x 14	9¾ x 9¾	2609	110	<b>\$860</b>
DSR2714K*	17¼ x 13¾ x 11	27¼ x 14 x 14	9¾ x 9¾	2609	108	<b>\$850</b>
DSR2714C*	17¼ x 13¾ x 11	27¼ x 14 x 14	9¾ x 9¾	2609	110	<b>\$905</b>
DST3214CK	TOP 11 x 13¾ x 11 BOT 12½ x 13¾ x 11	32¼ x 14 x 14	9¾ x 9¾	1664 1890	152	<b>\$1,350</b>
DST3214CC	TOP 11 x 13¾ x 11 BOT 12½ x 13¾ x 11	32¼ x 14 x 14	9¾ x 9¾	1664 1890	152	<b>\$1,405</b>
DST3214KK	TOP 11 x 13¾ x 11 BOT 12½ x 13¾ x 11	32¼ x 14 x 14	9¾ x 9¾	1664 1890	152	<b>\$1,295</b>
DSF3214CK	TOP 9½ x 13¾ x 11 BOT 12½ x 13¾ x 11	32¼ x 14 x 14	9¾ x 9¾	1437 1890	144	<b>\$1,305</b>
DSF3214CC	TOP 9½ x 13¾ x 11 BOT 12½ x 13¾ x 11	32¼ x 14 x 14	9¾ x 9¾	1815 1702	144	<b>\$1,360</b>
DSF3214KK	TOP 9½ x 13¾ x 11 BOT 12½ x 13¾ x 11	32¼ x 14 x 14	9¾ x 9¾	1815 1702	144	<b>\$1,250</b>
DST2731CC	LEFT 18½ x 14⅞ x 18 RIGHT 27 x 16 x 18	27¼ x 30¾ x 21	LEFT 9 x 9⅞ RIGHT 22½ x 14⅞	4579 7776	285	<b>\$1,785</b>
DST2731KC	LEFT 18½ x 14⅞ x 18 RIGHT 27 x 16 x 18	27¼ x 30¾ x 21	LEFT 9 x 9⅞ RIGHT 22½ x 14⅞	4579 7776	285	<b>\$1,730</b>
DST2731KK	LEFT 18½ x 14⅞ x 18 RIGHT 27 x 16 x 18	27¼ x 30¾ x 21	LEFT 9 x 9⅞ RIGHT 22½ x 14⅞	4579 7776	285	<b>\$1,675</b>
DSF2731CC	LEFT 16¾ x 14⅞ x 18 RIGHT 27 x 16 x 18	27¼ x 30¾ x 21	LEFT 9 x 9⅞ RIGHT 22½ x 14⅞	4334 7776	276	<b>\$1,730</b>
DSF2731KC	LEFT 16¾ x 14⅞ x 18 RIGHT 27 x 16 x 18	27¼ x 30¾ x 21	LEFT 9 x 9⅞ RIGHT 22½ x 14⅞	4334 7776	276	<b>\$1,675</b>
DSF2731KK	LEFT 16¾ x 14⅞ x 18 RIGHT 27 x 16 x 18	27¼ x 30¾ x 21	LEFT 9 x 9⅞ RIGHT 22½ x 14⅞	4334 7776	276	<b>\$1,620</b>
COIN RACK FOR MODEL 2731 (4 opening) Part #1615009					ADD	<b>\$100</b>

T=Top Load Depository F=Front Load Depository R=Reverse Hopper K=Dual Control Key Lock C=Combo Lock E=Electronic Lock  
 \*\*K=Camlock on locker and dual control key lock on safe. \*Optional UPS Packaging available, see Inside Front Cover for information.  
 † = Combination lock on locker, dual key on receiving compartment. †† = Camlock on locker, combination on receiving compartment.

## NEW! The SafeWizard®

Model	Inside Dimension H x W x D	Outside Dim. H x W x D	Clear Door Safe Only	Cu. In.	Wt.	No. of Shelves	Retail
BSW2020	LOCKER: 6 $\frac{1}{8}$ x 19 $\frac{3}{4}$ x 13 $\frac{1}{2}$ STORAGE: 9 $\frac{1}{8}$ x 19 $\frac{3}{4}$ x 17	22 x 20 x 20	14 $\frac{3}{4}$ x 16 $\frac{1}{4}$	1,633 3,022	190	0	<b>\$3,345</b>
BSW3020	LOCKER: 6 $\frac{1}{8}$ x 19 $\frac{3}{4}$ x 13 $\frac{1}{2}$ STORAGE: 19 $\frac{1}{8}$ x 19 $\frac{3}{4}$ x 17	32 x 20 x 20	24 $\frac{3}{4}$ x 16 $\frac{1}{4}$	1,633 6,380	250	2	<b>\$3,555</b>
BSW4020	LOCKER: 6 $\frac{1}{8}$ x 19 $\frac{3}{4}$ x 13 $\frac{1}{2}$ STORAGE: 29 $\frac{1}{8}$ x 19 $\frac{3}{4}$ x 17	42 x 20 x 20	34 $\frac{3}{4}$ x 16 $\frac{1}{4}$	1,633 9,737	310	3	<b>\$3,915</b>
BSW2025	LOCKER: 6 $\frac{1}{8}$ x 24 $\frac{3}{4}$ x 18 $\frac{1}{2}$ STORAGE: 9 $\frac{1}{8}$ x 24 $\frac{3}{4}$ x 22	22 x 25 x 25	14 $\frac{3}{4}$ x 21 $\frac{1}{4}$	2,804 4,900	240	0	<b>\$3,540</b>
BSW3025	LOCKER: 6 $\frac{1}{8}$ x 24 $\frac{3}{4}$ x 18 $\frac{1}{2}$ STORAGE: 19 $\frac{1}{8}$ x 24 $\frac{3}{4}$ x 22	32 x 25 x 25	24 $\frac{3}{4}$ x 21 $\frac{1}{4}$	2,804 10,345	320	2	<b>\$3,815</b>
BSW4025	LOCKER: 6 $\frac{1}{8}$ x 24 $\frac{3}{4}$ x 18 $\frac{1}{2}$ STORAGE: 29 $\frac{1}{8}$ x 24 $\frac{3}{4}$ x 22	42 x 25 x 25	34 $\frac{3}{4}$ x 21 $\frac{1}{4}$	2,804 15,790	400	3	<b>\$4,315</b>

### The SafeWizard® Accessories


0455108-	Dallas Key ea. (Specify color of keys: Black-01, Yellow-02, Red-03, Green-04, Blue-05) Above Units come with 1 black Dallas Key.	<b>\$35</b>
0255581-01	Controller Safeguard (Solid steel guard protects controller against accidental damage -- Equipped with various mounting holes to match dial ring pattern) Standard on BSW Series	<b>\$30</b>
0615629-01	Door Sensor Device — Monitors door position (Standard on all outer doors)	<b>\$60</b>




SafeWizard®



Dallas Key



SafeGuard



Door Sensor

### Standard BWB Depository Safes Equipped with The SafeWizard®

Add (-SW) to the suffix of any standard BWB depository safe (see page 16)	<b>2 Lock System ADD</b>	<b>\$1,375</b>
	<b>1 Outer Door ADD</b>	<b>\$1,195</b>

### Custom Safes Equipped with The SafeWizard®

We can design and build any safe to your exact needs

**Call for Quote**



SafeWizard®  
DXE (TL-15)  
2 Door Safe



SafeWizard®  
BWB2020FL



SafeWizard®  
BSW3020

## BWB Wide Body Series

### Top & Front Load Depository Chests

Model	Inside Dimension Storage Area**	Outside Dim. Total Unit	Clear Door Safe Only	Cu. In. Storage**	Wt.	No. of Shelves	Retail*
BWB2020TL	9 x 19¾ x 17	28 x 20 x 20	14¾ x 16¼	3,022	250	0	<b>\$1,835</b>
BWB2020FL	9 x 19¾ x 17	29¾ x 20 x 20	14¾ x 16¼	3,022	240	0	<b>\$1,380</b>
BWB3020TL	19 x 19¾ x 17	38 x 20 x 20	24¾ x 16¼	6,380	295	2	<b>\$2,035</b>
BWB3020FL	19 x 19¾ x 17	39¾ x 20 x 20	24¾ x 21¼	6,380	305	2	<b>\$1,580</b>
BWB2025TL	9 x 24¾ x 22	28 x 25 x 25	14¾ x 21¼	4,900	275	1	<b>\$2,035</b>
BWB2025FL	9 x 24¾ x 22	29¾ x 25 x 25	14¾ x 21¼	4,900	285	1	<b>\$2,015</b>
BWB3025TL	19 x 24¾ x 22	38 x 25 x 25	24¾ x 21¼	10,345	345	2	<b>\$2,350</b>
BWB3025FL	19 x 24¾ x 22	39¾ x 25 x 25	24¾ x 21¼	10,345	386	2	<b>\$2,335</b>
BWB4020TL	29 x 19¾ x 17	48 x 20 x 20	34¾ x 16¼	9,737	358	3	<b>\$2,470</b>
BWB4020FL	29 x 19¾ x 17	49¾ x 20 x 20	34¾ x 16¼	9,737	378	3	<b>\$2,445</b>
BWB4025TL	29 x 24¾ x 22	48 x 25 x 25	34¾ x 21¼	15,790	420	3	<b>\$2,850</b>
BWB4025FL	29 x 24¾ x 22	49¾ x 25 x 25	34¾ x 21¼	15,790	425	3	<b>\$2,825</b>

TL = Top Load Depository, FL = Front Load Depository, Front Load Depository may be ordered in any one of four directions. Please specify front, reversed, right or left load.

\* Inner locker - Standard Lock Medeco.

Inner locker with S&G combo lock, add **\$135** to above retail.

Inner locker with 4440 Dual Lock, add **\$55** to above retail.

\*\* Inner locker specification:

20" depth = ID, 6 ½ x 19¾ x 13 ½ / cu. In. = 1633

25" depth = ID, 6 ½ x 24¾ x 18 ½ / cu. In. = 2804

Equipped without inner locker, deduct **\$135** from above retail.

### B-Rate Wide Body Depository Chests With Drawer or Slot(s)

Model	Inside Dimension Storage Area†	Outside Dimension	Clear Door	Cu. In.†	Wt.*	Drawer**	1 Slot	2 Slot	3 Slot
						Retail			
BWB2020-	9 x 19¾ x 17	20 x 20 x 20	14¾ x 16¼	3,022	170	<b>\$1,920</b>	<b>\$1,920</b>	<b>\$2,130</b>	<b>\$2,270</b>
BWB2025-	9 x 24¾ x 22	20 x 25 x 25	14¾ x 21¼	4,900	250	<b>\$2,070</b>	<b>\$2,070</b>	<b>\$2,280</b>	<b>\$2,420</b>
BWB3020-	19 x 19¾ x 17	30 x 20 x 20	24¾ x 16¼	6,380	270	<b>\$2,140</b>	<b>\$2,140</b>	<b>\$2,350</b>	<b>\$2,490</b>
BWB3025-	19 x 24¾ x 22	30 x 25 x 25	24¾ x 21¼	10,345	290	<b>\$2,390</b>	<b>\$2,390</b>	<b>\$2,600</b>	<b>\$2,740</b>
BWB4020-	29 x 19¾ x 17	40 x 20 x 20	34¾ x 16¼	9,737	340	<b>\$2,620</b>	<b>\$2,620</b>	<b>\$2,830</b>	<b>\$2,970</b>
BWB4025-	29 x 24¾ x 22	40 x 25 x 25	34¾ x 21¼	15,790	390	<b>\$2,890</b>	<b>\$2,890</b>	<b>\$3,100</b>	<b>\$3,240</b>

\* Add 10 lbs. For each additional slot \*\* Deposit Drawer. After Model #, use suffix D1 = Drawer, S1 = One Slot, S2 = Two Slots, S3 = Three Slots.

\* Inner locker - Standard Lock Medeco.

Inner locker with S&G combo lock, add **\$135** to above retail.

Inner locker with 4440 Dual Lock, add **\$55** to above retail.

† Inner locker specification:

20" depth = ID, 6 ½ x 19¾ x 13 ½ / cu. In. = 1633

25" depth = ID, 6 ½ x 24¾ x 18 ½ / cu. In. = 2804

Equipped without inner locker, deduct **\$135** from above retail.

### Standard BWB Depository Safes Equipped with The SafeWizard®

Add (-SW) to the suffix of any standard BWB depository safe

<b>2 Lock System ADD</b>	<b>\$1,375</b>
<b>1 Outer Door ADD</b>	<b>\$1,195</b>

**Money Manager II**

Versatile cash management with 1/2" solid steel door

<b>Model</b>	<b>Inside Dimension H x W x D</b>	<b>Outside Dimension H x W x D</b>	<b>Clear Door H x W x D</b>	<b>Cu. In.</b>	<b>Wt.</b>	<b>Retail</b>
MM2820 3-Drop	TOP 9½ x 20 x 17 BTM 11 x 20 x 17	28 x 20½ x 20	8½ x 16 8½ x 16	3,230 3,740	247	<b>\$1,500</b>
MM2820 Top-Drop	TOP 9½ x 20 x 17 BTM 11 x 20 x 17	28 x 20½ x 20	8½ x 16 8½ x 16	3,230 3,740	247	<b>\$1,500</b>
MM2820 Center-Drop	TOP 10 3/8 x 20 x 17 BTM 10 3/8 x 20 x 17	28 x 20½ x 20	8½ x 16 8½ x 16	3,230 3,740	247	<b>\$1,500</b>

**C-Rate Double Door**

1" solid steel door with composite body

<b>Model</b>	<b>Inside Dimension H x W x D</b>	<b>Outside Dimension H x W x D</b>	<b>Clear Door H x W x D</b>	<b>Cu. In.</b>	<b>Wt.</b>	<b>Retail</b>
CDS3017CC	TOP 11⅞ x 13¼ x 12⅞ BTM 11⅞ x 13¼ x 12⅞	30 X 17½ X 19	10¾ X 11⅞	1,908 1,908	590	<b>\$3,530</b>
CDS3017CK or CDS3017KC	TOP 11⅞ x 13¼ x 12⅞ BTM 11⅞ x 13¼ x 12⅞	30 X 17½ X 19	10¾ X 11⅞	1,908 1,908	590	<b>\$3,475</b>
CDS3017KK	TOP 11⅞ x 13¼ x 12⅞ BTM 11⅞ x 13¼ x 12⅞	30 X 17½ X 19	10¾ X 11⅞	1,908 1,908	590	<b>\$3,420</b>

C = Combo Lock, K = Dual Control, 1 key lock

**ACF TL-30 Double Door**

High security cash management with deposit drop behind top door

<b>Model</b>	<b>Inside Dimension H x W x D</b>	<b>Outside Dimension H x W x D</b>	<b>Clear Door H x W x D</b>	<b>Cu. In.</b>	<b>Wt.</b>	<b>Retail</b>
ACF4824DS	TOP 26 x 18 x 14 BTM 14 x 18 x 17	47¾ x 24½ x 25¾	25 x 16¾ 13 x 16¾	6,552 4,284	1,654	<b>\$6,200</b>

\* Add 2" to outside depth for handle, dial and hinge projection.

All weights are approximate shipping weights. Custom size/design quoted upon request.



### SuperBrute "B" Rate Rectangular Hinged Door Floor Safes

Model	Inside Dimension H x W x D	Outside Dimension H x W x D	Clear Door H x W x D	Cu. In.	Wt.	Retail
B1500*	11 $\frac{7}{8}$ x 13 $\frac{1}{4}$ x 8 $\frac{3}{4}$	12 $\frac{3}{4}$ x 14 $\frac{1}{8}$ x 11 $\frac{3}{4}$	10 $\frac{3}{4}$ x 11 $\frac{1}{8}$	1377	100	<b>\$650</b>
B2200*	11 $\frac{7}{8}$ x 13 $\frac{1}{4}$ x 14	12 $\frac{3}{4}$ x 14 $\frac{1}{8}$ x 17 $\frac{1}{2}$	10 $\frac{3}{4}$ x 11 $\frac{1}{8}$	2203	120	<b>\$715</b>
B2900*	11 $\frac{7}{8}$ x 13 $\frac{1}{4}$ x 18 $\frac{1}{4}$	12 $\frac{3}{4}$ x 14 $\frac{1}{8}$ x 21 $\frac{3}{8}$	10 $\frac{3}{4}$ x 11 $\frac{1}{8}$	2872	130	<b>\$810</b>
B3800*	12 $\frac{5}{8}$ x 18 x 17	12 $\frac{3}{4}$ x 18 $\frac{3}{4}$ x 21 $\frac{1}{8}$	10 $\frac{3}{4}$ x 11 $\frac{1}{8}$	3864	136	<b>\$990</b>
B2900D**	11 $\frac{7}{8}$ x 13 $\frac{1}{4}$ x 9 (top) 11 $\frac{7}{8}$ x 13 $\frac{1}{4}$ x 8 $\frac{1}{4}$ (btm)	12 $\frac{3}{4}$ x 14 $\frac{1}{8}$ x 21 $\frac{3}{8}$	10 $\frac{3}{4}$ x 11 $\frac{1}{8}$ 6 $\frac{3}{8}$ DIA	1416 1298	138	<b>\$1,235</b>
B3700*	11 $\frac{3}{4}$ x 23 x 14	12 $\frac{3}{4}$ x 24 x 16 $\frac{3}{4}$	10 $\frac{3}{4}$ x 11 $\frac{1}{8}$	3784	142	<b>\$1,020</b>
B5800*	11 $\frac{3}{4}$ x 35 x 14	12 $\frac{3}{4}$ x 36 x 16 $\frac{3}{4}$	10 $\frac{3}{4}$ x 11 $\frac{1}{8}$	5758	182	<b>\$1,200</b>

\*Constructed of 3/4" door and B-Rate body.

\*\*Double Compartment - Slotted inner door.

For slotted outer door, add \$80 to retail price. Not recommended for use on B1500.



### Brute Wide Door "B" Rate Rectangular Hinged Door Floor Safes

Model	Inside Dimension H x W x D	Outside Dimension H x W x D	Clear Door H x W x D	Cu. In.	Wt.	Retail
B1806	12 $\frac{1}{4}$ x 18 $\frac{1}{2}$ x 6	13 $\frac{3}{4}$ x 19 $\frac{1}{2}$ x 9	11 $\frac{3}{4}$ x 16	1360	102	<b>\$930</b>
B1810	12 $\frac{1}{2}$ x 18 $\frac{1}{2}$ x 10	13 $\frac{3}{4}$ x 19 $\frac{1}{2}$ x 13	11 $\frac{3}{4}$ x 16	2281	116	<b>\$1,095</b>
B1816	12 $\frac{1}{4}$ x 18 $\frac{1}{2}$ x 16	13 $\frac{3}{4}$ x 19 $\frac{1}{2}$ x 19	11 $\frac{3}{4}$ x 16	3626	142	<b>\$1,185</b>
B1816D*	12 $\frac{1}{4}$ x 18 $\frac{1}{2}$ x 5 $\frac{3}{4}$ (top) 12 $\frac{1}{4}$ x 18 $\frac{1}{2}$ x 10 (btm)	13 $\frac{3}{4}$ x 19 $\frac{1}{2}$ x 19	11 $\frac{3}{4}$ x 16 6 $\frac{3}{8}$ DIA	1303 2266	152	<b>\$1,785</b>

\*Double Compartment - Slotted inner door.

For slotted door, add \$80 to retail price. Not recommended for use on B1806.



### "B" Rate Square Body / Lift-Out Door Floor Safes

Model	Inside Dimension H x W x D	Outside Dimension H x W x D	Clear Door H x W x D	Cu. In.	Wt.	Retail
B400*	7 $\frac{5}{8}$ x 7 $\frac{5}{8}$ x 6 $\frac{3}{4}$	8 $\frac{1}{2}$ x 8 $\frac{1}{2}$ x 10 $\frac{1}{4}$	6 $\frac{5}{8}$ x 6 $\frac{5}{8}$	392	32	<b>\$380</b>
B700*	7 $\frac{5}{8}$ x 7 $\frac{5}{8}$ x 11 $\frac{3}{4}$	8 $\frac{1}{2}$ x 8 $\frac{1}{2}$ x 15 $\frac{1}{4}$	6 $\frac{5}{8}$ x 6 $\frac{5}{8}$	683	42	<b>\$430</b>
RV411	4 $\frac{3}{4}$ x 11 $\frac{3}{4}$ x 10	7 $\frac{1}{4}$ x 14 $\frac{1}{4}$ x 12	3 $\frac{3}{4}$ x 10 $\frac{3}{4}$	558	22	<b>\$430</b>

For slotted door, add \$80 to retail price. Not recommended for use on B400.

\*Optional UPS packaging available. See inside front cover for information.



### Round Lift-Out Door Tubular Body Floor Safes

Model	Inside Dimension H x W x D	Outside Dimension H x W x D	Clear Door H x W x D	Cu. In.	Wt.	Retail
C3	8¼ DIA x 5¼	8¾ DIA x 9	7¼ DIA	280	40	<b>\$605</b>
C5	8¼ DIA x 10	8¾ DIA x 13½	7¼ DIA	510	46	<b>\$660</b>
C7	8¼ DIA x 16	8¾ DIA x 19	7¼ DIA	785	55	<b>\$730</b>
CD5*	8¼ DIA x 4¼ (top)	8¾ DIA x 13½	7¼ DIA	225	54	<b>\$875</b>
	8¼ DIA x 4½ (btm)		6¾ DIA	240		
CD7*	8¼ DIA x 5¼ (top)	8¾ DIA x 19	7¼ DIA	175	66	<b>\$945</b>
	8¼ DIA x 9 (btm)		6¾ DIA	480		

\*Double Compartment-Slotted Inner Door

For Slotted Outer Door, add **\$45** to retail price and (S) after model number. Not recommended for use on model C3.

Optional UPS packaging available. See inside front cover for information.



### Round Lift-Out Door Rectangular Body Floor Safes

Model	Inside Dimension H x W x D	Outside Dimension H x W x D	Clear Door H x W x D	Cu. In.	Wt.	Retail
B6	12 x 10 x 5¼	12½ x 11¼ x 9¾	7¼ DIA	630	62	<b>\$785</b>
B17	12 x 12½ x 10	13 x 13 x 15	7¼ DIA	1500	98	<b>\$1,045</b>
B24	12 x 12½ x 14½	13 x 13 x 19	7¼ DIA	2175	122	<b>\$1,220</b>
BD24*	12 x 12½ x 5½ (top)	13 x 13 x 20	7¼ DIA	825	130	<b>\$1,500</b>
	12 x 12½ x 10 (btm)		6¾ DIA	1500		
BDP24**	12 x 12½ x 4¼ (top)	13 x 13 x 22	7¼ DIA	638	142	<b>\$1,680</b>
	12 x 12½ x 13¾ (btm)		6¾ DIA	2063		

\*Double Compartment-Slotted Inner Door

\*\*Double Compartment - Solid Inner Door with Outside Drop Chute

For Slotted Outer Door, add **\$45** to retail price. Not recommended for use on model B6.



### Round Lift-Out Door Tubular Body Floor Safes

Model	Inside Dimension H x W x D	Outside Dimension H x W x D	Clear Door H x W x D	Cu. In.	Wt.	Retail
T425	8¼ DIA x 5¼	8⅝ DIA x 8¾	6⅝ DIA	307	40	<b>\$630</b>
T625	8¼ DIA x 10¼	8⅝ DIA x 13¼	6⅝ DIA	545	46	<b>\$695</b>
T925	8¼ DIA x 15¾	8⅝ DIA x 18¾	6⅝ DIA	840	54	<b>\$750</b>
T625DD*	8¼ DIA x 4½ (top)	8⅝ DIA x 13¾	6⅝ DIA	241	54	<b>\$875</b>
	8¼ DIA x 5¼ (btm)		6¾ DIA	285		
T925DD*	8¼ DIA x 7½ (top)	8⅝ DIA x 18¾		401	64	<b>\$945</b>
	8¼ DIA x 7¼ (btm)			420		

\*Double Compartment - Solid Inner Door with Drop Chute

For Slotted Door, add **\$45** to retail price. Not recommended for use on model T425.

**Wall Safes**

All wall safes width fit between 16 o/c wall studs

<b>Model</b>	<b>Inside Dimension H x W x D</b>	<b>Outside Dimension H x W x D</b>	<b>Clear Door H x W x D</b>	<b>Cu. In.</b>	<b>Wt.</b>	<b>Retail</b>
WS1014 ❶	10 x 13 <sup>3</sup> / <sub>4</sub> x 3 <sup>1</sup> / <sub>2</sub>	12 <sup>1</sup> / <sub>4</sub> x 15 <sup>3</sup> / <sub>4</sub> x 4	9 <sup>5</sup> / <sub>8</sub> x 12 <sup>3</sup> / <sub>4</sub>	481	22	<b>\$435</b>
WS1014K ❷ ❸	10 x 13 <sup>3</sup> / <sub>4</sub> x 3 <sup>1</sup> / <sub>2</sub>	12 <sup>1</sup> / <sub>4</sub> x 15 <sup>3</sup> / <sub>4</sub> x 4	9 <sup>5</sup> / <sub>8</sub> x 12 <sup>3</sup> / <sub>4</sub>	481	22	<b>\$190</b>
WS1514 ❶	15 x 14 x 3 <sup>1</sup> / <sub>2</sub>	16 <sup>1</sup> / <sub>2</sub> x 15 <sup>1</sup> / <sub>2</sub> x 4	14 x 13 <sup>1</sup> / <sub>4</sub>	735	26	<b>\$460</b>
WS1514K ❷ ❸	15 x 14 x 3 <sup>1</sup> / <sub>2</sub>	16 <sup>1</sup> / <sub>2</sub> x 15 <sup>1</sup> / <sub>2</sub> x 4	14 x 13 <sup>1</sup> / <sub>4</sub>	735	26	<b>\$215</b>
WFS1310 ❶	13 <sup>1</sup> / <sub>4</sub> x 9 <sup>1</sup> / <sub>8</sub> x 9 <sup>1</sup> / <sub>2</sub>	17 x 13 x 14 <sup>5</sup> / <sub>8</sub>	13 <sup>1</sup> / <sub>4</sub> x 9 <sup>1</sup> / <sub>8</sub>	1149	96	<b>\$450</b>
WES1310 ❹	13 <sup>1</sup> / <sub>4</sub> x 9 <sup>1</sup> / <sub>8</sub> x 9 <sup>1</sup> / <sub>2</sub>	17 x 13 x 14 <sup>5</sup> / <sub>8</sub>	13 <sup>1</sup> / <sub>4</sub> x 9 <sup>1</sup> / <sub>8</sub>	1149	96	<b>\$520</b>
WS1214* ❶	12 x 13 <sup>1</sup> / <sub>2</sub> x 5 <sup>1</sup> / <sub>2</sub>	12 <sup>5</sup> / <sub>8</sub> x 14 <sup>1</sup> / <sub>8</sub> x 10	10 <sup>3</sup> / <sub>4</sub> x 11 <sup>1</sup> / <sub>8</sub>	891	86	<b>\$730</b>
WES2113 ❹	20 <sup>5</sup> / <sub>8</sub> x 13 <sup>3</sup> / <sub>4</sub> x 2 <sup>7</sup> / <sub>8</sub>	22 <sup>1</sup> / <sub>8</sub> x 15 <sup>1</sup> / <sub>8</sub> x 4	19-3/16 x 11-3/8	733	36	<b>\$440</b>

\*Available with electronic lock.

❶ Combination lock, available with electronic lock p. 26-27

❸ To upgrade from Chicago lock to Medeco, add **\$40** and "M" as suffix.

❷ K = Chicago camlock

❹ Electronic Lock STD

**Under Counter Safes with Deposit Slot**

Heavy Duty 1/4" thick solid steel door, B-Rate Construction

Model	Inside Dim	Outside Dim	Clear Door	Cu. In.	Wt.	Retail
K-1	5 <sup>5</sup> / <sub>8</sub> x 5 <sup>5</sup> / <sub>8</sub> x 10	6 x 6 x 12	3 <sup>5</sup> / <sub>8</sub> x 5 <sup>5</sup> / <sub>8</sub>	316	18	<b>\$240</b>
K-2	5 <sup>5</sup> / <sub>8</sub> x 5 <sup>5</sup> / <sub>8</sub> x 10	6 x 6 x 12	3 <sup>5</sup> / <sub>8</sub> x 5 <sup>5</sup> / <sub>8</sub>	316	18	<b>\$240</b>
K-1A	5 <sup>5</sup> / <sub>8</sub> x 5 <sup>5</sup> / <sub>8</sub> x 10	6 x 6 x 12	3 <sup>5</sup> / <sub>8</sub> x 5 <sup>5</sup> / <sub>8</sub>	316	18	<b>\$195</b>

K-1 = Medeco® Keylock    K-2 = Dual Control Keylock    K-1A = Chicago Keylock

**Under Counter Safes**

16 Gauge steel construction with interchangeable doors.

Model	Description	Inside Dimension H" x W" x D"	Outside Dimension H" x W" x D"	Clear Door H" x W"	Cu. In. Cap.	Wt. Lbs.	Retail
TB0610-1	Cash box w/Chicago key cam lock	5 <sup>7</sup> / <sub>8</sub> x 5 <sup>7</sup> / <sub>8</sub> x 8 <sup>7</sup> / <sub>8</sub>	6 x 6 x 10	5 <sup>7</sup> / <sub>8</sub> x 5	289	6	<b>\$145</b>
TB0610-1T	Chicago 7 pin radial cam lock key retaining	5 <sup>7</sup> / <sub>8</sub> x 5 <sup>7</sup> / <sub>8</sub> x 8 <sup>7</sup> / <sub>8</sub>	6 x 6 x 10	5 <sup>7</sup> / <sub>8</sub> x 5	289	6	<b>\$145</b>
TB0610-2	Medeco® single key cam lock	5 <sup>7</sup> / <sub>8</sub> x 5 <sup>7</sup> / <sub>8</sub> x 8 <sup>7</sup> / <sub>8</sub>	6 x 6 x 10	5 <sup>7</sup> / <sub>8</sub> x 5	289	6	<b>\$190</b>
TB0610-3	4113 safe deposit key lock (single nose)	5 <sup>7</sup> / <sub>8</sub> x 5 <sup>7</sup> / <sub>8</sub> x 8 <sup>7</sup> / <sub>8</sub>	6 x 6 x 10	5 <sup>7</sup> / <sub>8</sub> x 5	289	6	<b>\$185</b>
TB0610-4	Dual custody safe deposit key lock (double nose)	5 <sup>7</sup> / <sub>8</sub> x 5 <sup>7</sup> / <sub>8</sub> x 8 <sup>7</sup> / <sub>8</sub>	6 x 6 x 10	5 <sup>7</sup> / <sub>8</sub> x 5	289	6	<b>\$170</b>
TB0610-5	Best removable core key lock	5 <sup>7</sup> / <sub>8</sub> x 5 <sup>7</sup> / <sub>8</sub> x 8 <sup>7</sup> / <sub>8</sub>	6 x 6 x 10	5 <sup>7</sup> / <sub>8</sub> x 5	289	8	<b>\$340</b>
TB0610-6	Group II combination lock	5 <sup>7</sup> / <sub>8</sub> x 5 <sup>7</sup> / <sub>8</sub> x 8 <sup>7</sup> / <sub>8</sub>	6 x 6 x 10	5 <sup>7</sup> / <sub>8</sub> x 5	289	8	<b>\$265</b>
TB0610-7	Best removable core key lock (no core)	5 <sup>7</sup> / <sub>8</sub> x 5 <sup>7</sup> / <sub>8</sub> x 8 <sup>7</sup> / <sub>8</sub>	6 x 6 x 10	5 <sup>7</sup> / <sub>8</sub> x 5	289	8	<b>\$250</b>
TB0610-8	Two Medeco® single key cam locks	5 <sup>7</sup> / <sub>8</sub> x 5 <sup>7</sup> / <sub>8</sub> x 8 <sup>7</sup> / <sub>8</sub>	6 x 6 x 10	5 <sup>7</sup> / <sub>8</sub> x 5	289	8	<b>\$260</b>
TB0612-1	Cash box w/Chicago key cam lock	5 <sup>7</sup> / <sub>8</sub> x 5 <sup>7</sup> / <sub>8</sub> x 10 <sup>7</sup> / <sub>8</sub>	6 x 6 x 12	5 <sup>7</sup> / <sub>8</sub> x 5	359	6	<b>\$155</b>
TB0612-1T	Chicago 7 pin radial cam lock key retaining	5 <sup>7</sup> / <sub>8</sub> x 5 <sup>7</sup> / <sub>8</sub> x 10 <sup>7</sup> / <sub>8</sub>	6 x 6 x 12	5 <sup>7</sup> / <sub>8</sub> x 5	359	6	<b>\$155</b>
TB0612-2	Medeco® single key cam lock	5 <sup>7</sup> / <sub>8</sub> x 5 <sup>7</sup> / <sub>8</sub> x 10 <sup>7</sup> / <sub>8</sub>	6 x 6 x 12	5 <sup>7</sup> / <sub>8</sub> x 5	359	6	<b>\$200</b>
TB0612-3	4113 safe deposit key lock (single nose)	5 <sup>7</sup> / <sub>8</sub> x 5 <sup>7</sup> / <sub>8</sub> x 10 <sup>7</sup> / <sub>8</sub>	6 x 6 x 12	5 <sup>7</sup> / <sub>8</sub> x 5	359	6	<b>\$195</b>
TB0612-4	Dual custody safe deposit key lock (double nose)	5 <sup>7</sup> / <sub>8</sub> x 5 <sup>7</sup> / <sub>8</sub> x 10 <sup>7</sup> / <sub>8</sub>	6 x 6 x 12	5 <sup>7</sup> / <sub>8</sub> x 5	359	8	<b>\$185</b>
TB0612-5	Best removable core key lock	5 <sup>7</sup> / <sub>8</sub> x 5 <sup>7</sup> / <sub>8</sub> x 10 <sup>7</sup> / <sub>8</sub>	6 x 6 x 12	5 <sup>7</sup> / <sub>8</sub> x 5	359	8	<b>\$355</b>
TB0612-6	Group II combination lock	5 <sup>7</sup> / <sub>8</sub> x 5 <sup>7</sup> / <sub>8</sub> x 10 <sup>7</sup> / <sub>8</sub>	6 x 6 x 12	5 <sup>7</sup> / <sub>8</sub> x 5	359	6	<b>\$275</b>
TB0612-7	Best removable core key lock (no core)	5 <sup>7</sup> / <sub>8</sub> x 5 <sup>7</sup> / <sub>8</sub> x 10 <sup>7</sup> / <sub>8</sub>	6 x 6 x 12	5 <sup>7</sup> / <sub>8</sub> x 5	359	8	<b>\$260</b>
TB0612-8	Two Medeco® single key cam locks	5 <sup>7</sup> / <sub>8</sub> x 5 <sup>7</sup> / <sub>8</sub> x 10 <sup>7</sup> / <sub>8</sub>	6 x 6 x 12	5 <sup>7</sup> / <sub>8</sub> x 5	359	6	<b>\$270</b>

NOTE: Models TB0610, TB0612 &amp; TB1210 are available with the LaGuard 33E electronic lock. (Factory installed primary lock.)

**Under Counter Safes**

<b>Under Counter Safes</b>							
TB1210-1	Cash box w/Chicago key cam lock	11 $\frac{7}{8}$ x 5 $\frac{7}{8}$ x 8 $\frac{3}{8}$	12 x 6 x 10	5 x 5 $\frac{7}{8}$	585	10	<b>\$200</b>
TB1210-1T	Chicago 7 pin radial cam lock key retaining	11 $\frac{7}{8}$ x 5 $\frac{7}{8}$ x 8 $\frac{3}{8}$	12 x 6 x 10	5 x 5 $\frac{7}{8}$	585	10	<b>\$200</b>
TB1210-2	Medeco® single key cam lock	11 $\frac{7}{8}$ x 5 $\frac{7}{8}$ x 8 $\frac{3}{8}$	12 x 6 x 10	5 x 5 $\frac{7}{8}$	585	10	<b>\$245</b>
TB1210-3	4113 safe deposit key lock (single nose)	11 $\frac{7}{8}$ x 5 $\frac{7}{8}$ x 8 $\frac{3}{8}$	12 x 6 x 10	5 x 5 $\frac{7}{8}$	585	10	<b>\$240</b>
TB1210-4	Dual custody safe deposit key lock (double nose)	11 $\frac{7}{8}$ x 5 $\frac{7}{8}$ x 8 $\frac{3}{8}$	12 x 6 x 10	5 x 5 $\frac{7}{8}$	585	10	<b>\$225</b>
TB1210-5	Best removable core key lock	11 $\frac{7}{8}$ x 5 $\frac{7}{8}$ x 8 $\frac{3}{8}$	12 x 6 x 10	5 x 5 $\frac{7}{8}$	585	10	<b>\$395</b>
TB1210-6	Group II combination lock	11 $\frac{7}{8}$ x 5 $\frac{7}{8}$ x 8 $\frac{3}{8}$	12 x 6 x 10	5 x 5 $\frac{7}{8}$	585	10	<b>\$320</b>
TB1210-7	Best removable core key lock (no core)	11 $\frac{7}{8}$ x 5 $\frac{7}{8}$ x 8 $\frac{3}{8}$	12 x 6 x 10	5 x 5 $\frac{7}{8}$	585	10	<b>\$305</b>
TB1210-8	Two Medeco® single key cam locks	11 $\frac{7}{8}$ x 5 $\frac{7}{8}$ x 8 $\frac{3}{8}$	12 x 6 x 10	5 x 5 $\frac{7}{8}$	585	10	<b>\$315</b>

NOTE: Models TB0610, TB0612 & TB1210 are available with the LaGard 33E electronic lock. (Factory installed primary lock.)

## Teller Lockers

**Body:** 16"H x 32-5/8"W x 24"D  
1/4" solid steel construction.

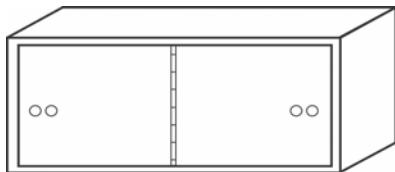
**Color:** Available in Parchment, Romanesque gray or standard charcoal gray textured finish.

**Door:** 1/4" solid steel, hinged from center divider.

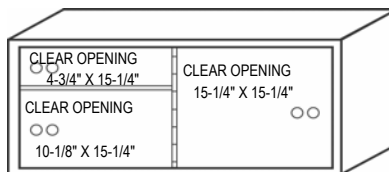
**Locks:** U.L. Listed double nose and single nose safe deposit locks or Medeco® camlocks standard. Combination locks available for an extra cost.

**Hinge:** Solid Steel continuous hinge.

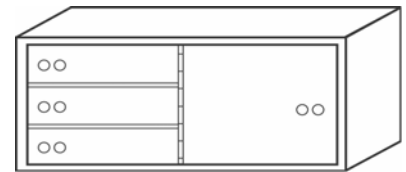
**Note:** For opposite configuration, substitute "L" for "R" in model number



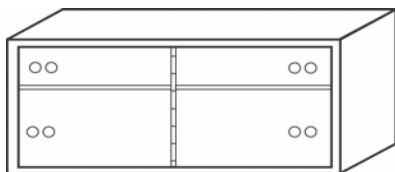
**ATL-2** WT. 240 LBS.  
(MFG. #9035029) RETAIL **\$1290**



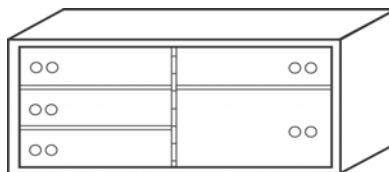
**ATL-3R** WT. 255 LBS.  
(MFG. #9035030) RETAIL **\$1410**



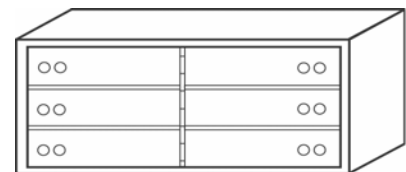
**ATL-4R** WT. 270 LBS.  
(MFG. #9035032) RETAIL **\$1540**



**ATL-4** WT. 270 LBS.  
(MFG. #9035031) RETAIL **\$1540**

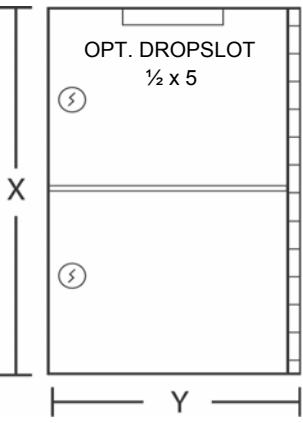
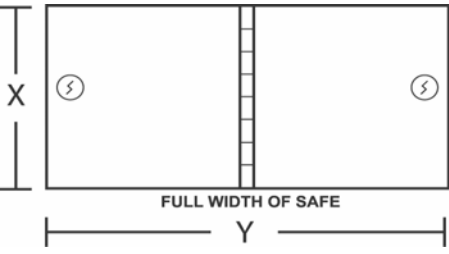
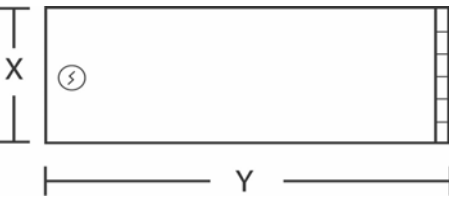
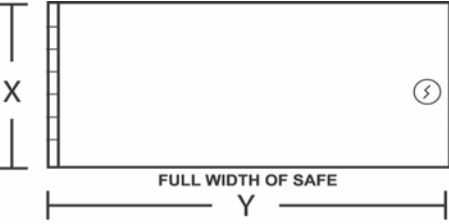


**ATL-5R** WT. 285 LBS.  
(MFG. #9035033) RETAIL **\$1,745**



**ATL-6** WT. 295 LBS.  
(MFG. #9035034) RETAIL **\$1,925**

## Interior Locker Options

Description (Type)	Clear Door	Height (X) Dim.	Width (Y) Dim.	Retail 10 GA	Retail 1/4"
 <p style="text-align: center;"><b>Type A</b></p>	WIDTH LESS 1-3/4"	8" to 36"	8"	<b>\$560</b>	<b>\$680</b>
		8" to 36"	10"	<b>\$560</b>	<b>\$735</b>
		8" to 36"	12"	<b>\$600</b>	<b>\$765</b>
		8" to 36"	14"	<b>\$620</b>	<b>\$805</b>
		8" to 36"	16"	<b>\$640</b>	<b>\$845</b>
 <p style="text-align: center;"><b>Type B</b></p>	WIDTH LESS 3-3/4" DIVIDED by 2	4"	12" to 34"	<b>\$540</b>	<b>\$590</b>
		6"	12" to 34"	<b>\$560</b>	<b>\$620</b>
		8"	12" to 34"	<b>\$575</b>	<b>\$680</b>
		10"	12" to 34"	<b>\$600</b>	<b>\$700</b>
		12"	12" to 34"	<b>\$610</b>	<b>\$765</b>
		15"	12" to 34"	<b>\$640</b>	<b>\$790</b>
		18"	12" to 34"	<b>\$675</b>	<b>\$825</b>
 <p style="text-align: center;"><b>Type C</b></p>	WIDTH LESS 1-3/4"	4"	8" to 18"	<b>\$285</b>	<b>\$340</b>
		6"	8" to 18"	<b>\$310</b>	<b>\$350</b>
		8"	8" to 18"	<b>\$325</b>	<b>\$370</b>
		10"	8" to 18"	<b>\$345</b>	<b>\$400</b>
		12"	8" to 18"	<b>\$365</b>	<b>\$435</b>
		15"	8" to 18"	<b>\$425</b>	<b>\$475</b>
 <p style="text-align: center;"><b>Type D</b></p>	WIDTH LESS 3-1/2"	6"	12" to 34"	<b>\$325</b>	N/A
		8"	12" to 34"	<b>\$365</b>	<b>\$475</b>
		10"	12" to 34"	<b>\$435</b>	<b>\$515</b>
		12"	12" to 34"	<b>\$460</b>	<b>\$555</b>
		18"	12" to 34"	<b>\$575</b>	<b>\$680</b>
		24"	12" to 34"	<b>\$705</b>	<b>\$800</b>

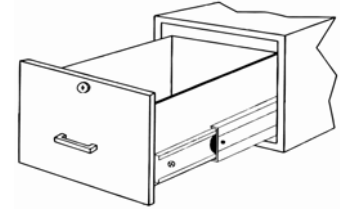
Options	Description	Order #	Retail
<b>LOCKS: (PER LOCK)</b> WHEN ORDERED WITH LOCKER	MEDECO CAM LOCKS (STANDARD LOCK)	L-1	N/C
	S&G 4113 SINGLE NOSE SAFE DEPOSIT LOCK	L-2	N/C
	S&G 4440 DOUBLE NOSE SAFE DEPOSIT LOCK	L-3	N/C
	S&G 6804 KEY LOCK	L-4	<b>\$145</b>
	S&G 6870 KEY LOCK	L-5	<b>\$195</b>
	S&G 6741 GROUP II COMBINATION LOCK	L-6	<b>\$130</b>
<b>SLOTS: (ANY DOOR)</b>	1/2" X 5" (WITH SAW TOOTH BAFFLE)		<b>\$80</b>

- NOTES:**
1. When ordering specify locker type, height, width, gauge and lock order number.
  2. All lockers are positioned in top right hand corner unless otherwise specified.
  3. All locker options only apply to standard products. Any exception must be quoted.
  4. All locker doors open the same as the outer door (except Type B). Type A and B lockers always split in half.

# Interior Drawer Options

## Interior Drawer Options

All drawers are commercial quality heavy steel construction. Available in legal, letter and document sizes. Each is furnished with handle and key lock. All drawer capacities are 100 lbs. And come with heavy duty, latch removable ball bearing suspension.



Model	Minimum Safe Width		Useable (ID) H x W x D	Retail
	Single Wide	Double Wide		
DR414	18¾"	36"	4 x 13¾ x 15½	<b>\$730</b>
DR420	24¾"	48"	4 x 19¾ x 15½	<b>\$740</b>
DR426	30¾"	60"	4 x 25¾ x 15½	<b>\$760</b>
DR814	18¾"	36"	8 x 13¾ x 15½	<b>\$755</b>
DR820	24¾"	48"	8 x 19¾ x 15½	<b>\$775</b>
DR826	30¾"	60"	8 x 25¾ x 15½	<b>\$795</b>
DR405	12"	18¾"	4 x 5⅞ x 15½	<b>\$690</b>
DR408	13"	24¾"	4 x 8⅞ x 15½	<b>\$700</b>
DR411	16"	30¾"	4 x 11⅞ x 15½	<b>\$710</b>
DR805	12"	18¾"	8 x 5⅞ x 15½	<b>\$690</b>
DR808	13"	24¾"	8 x 8⅞ x 15½	<b>\$730</b>
DR811	16"	30¾"	8 x 11⅞ x 15½	<b>\$740</b>
DR1011	16¾"	32"	10½ x 11¾ x 15½	<b>\$755</b>
DR1014 (LEGAL)	19¾"	38"	10½ x 14¾ x 15½	<b>\$775</b>

Options	Description	Order #	Retail
<b>LOCKS: (PER LOCK)</b> WHEN ORDERED WITH DRAWER	MEDECO CAM LOCKS (STANDARD LOCK)	L-1	N/C
	S&G 4113 SINGLE NOSE SAFE DEPOSIT LOCK	L-2	N/C
	S&G 4440 DOUBLE NOSE SAFE DEPOSIT LOCK	L-3	N/C
	S&G 6804 KEY LOCK	L-4	<b>\$145</b>
	S&G 6870 KEY LOCK	L-5	<b>\$195</b>
	S&G 6741 GROUP II COMBINATION LOCK	L-6	<b>\$130</b>
<b>NOTES:</b>	1. When ordering specify model number and lock order number. 2. All safes requiring drawers must have a minimum inside depth of 20" 3. Drawers narrower than safe will mount opposite outer door hinge and any excess space will be converted unless otherwise specified. 4. Drawers will mount and stack from the bottom of safe unless otherwise specified. 5. On full width drawers outer door must swing 180° for drawer to pull open. 6. Drawer travel is 12½" minimum, 17" maximum. 7. Vertical space consumed by a drawer is useable inside height plus 1¼".		

## Optional Key Locking Drawer (can bolt into any safe)

Model	Useable	Outside Dimension*	Cu. In. Capacity	Wt.	Shelves	Retail
D150	3⅞ x 8 x 9	6 3/16 x 10 5/8 x 10½	295	8	N/A	<b>\$125</b>

\* Add 1½" for key projection.



## AMSEC ESL Series Digital Keypad Locks

Model*	Description	Showroom Display Units		Factory Installed Primary Lock		Factory Installed Aux Lock		Retro-Fit Kit	
		Part #	Retail	Part#	Retail	Part#	Retail	Part#	Retail
ESL10	STD Unit	0615240	\$190.00	4505317	\$120	4505317A	\$320	0615226	\$190
ESL10S	w/Slam Bolt			4505318	\$120	4505318A	\$320	0615227	\$185
ESL20	STD Unit	0615242	\$260.00	4505319	\$180	4505319A	\$380	0615228	\$270
ESL20S	w/Slam Bolt			4505320	\$180	4505320A	\$380	0615229	\$270

\*Designate: CHM = Chrome face, BRS = Brass face

### Accessories

ESLBAT	Aux. Battery pack for ESL10 or ESL20	4505321	\$75	4505321	\$75	0615230	\$50
ESL20EXP1	Expansion kit (1) ESL20	4505322	\$130	4505322	\$130	0615231	\$120
ESL20EXP2	Expansion kit (2) ESL20's	4505323	\$130	4505323	\$130	0615232	\$120
ESL20EXP3	Expansion kit, Duress	4505350	\$130	4505350	\$130	0615312	\$120
ESLAC	A/C Power kit for use with ESL20	4505324	\$130	4505324	\$130	0615233	\$120
ESLTFMR	A/C Transformer for use with ESL20EXP1 or ESL20EXP2	4505325	\$35	4505325	\$35	0635080	\$40

<p>ESL Series UL Listed Electronic Locks</p> <p>Std. Bolt      Slam Bolt</p>		<p><b>ESL10 Features:</b></p> <ul style="list-style-type: none"> <li>• 1 User Combination</li> <li>• Factory Reset Code</li> <li>• (2) 9V Battery in Keypad</li> <li>• 15 Minute Penalty Lockout</li> <li>• Auxiliary Battery Pack Option</li> </ul>	<p><b>ESL20 Additional Features:</b></p> <ul style="list-style-type: none"> <li>• Time Delay Mode, 1-99 Minute</li> <li>• Multi-User Mode, 8 User Combinations</li> <li>• Armored Car Time Delay Bypass Mode</li> <li>• Dual Control Mode</li> <li>• External Control Mode</li> <li>• A/C Power Option</li> <li>• Duress Mode Option (w/Exp. Mod.)</li> </ul>
ESLBAT		<p>Provides extended life on battery power for both ESL10 and ESL20 locks. Option is sold separately as a kit or installed. One pack is required per lock. Battery pack mounts near lock on the inside of the safe door. (Batteries not included in Retrofit Kit)</p>	
ESL20EXP2		<p>Provides an external box with duress capability and connections for field installation of duress, A/C power and external control device. Option is sold separately as a kit or installed. All wiring is provided for (1) ESL20 lock (ESL20EXP1) or (2) ESL20 locks (ESL20EXP2) with conduit and fasteners. Option can be ordered for: ESL20 and ESL20S</p>	ESL20EXP1
ESLAC		<p>Provides unlimited power for optimal performance of the ESL20. Battery(s) become backup systems. Option is sold separately as a kit or installed. Can be used with ESLBAT option installed. ESLAC is provided with conduit and fasteners. ESLTFMR plugs into expansion module.</p>	ESLTFMR
Order with ESL20/20S		Order with ESL20EXP1 or EXP2	



### Access Manager

Description	Factory Installed Primary Lock		Retro-Fit Kit	
	Part#	Retail	Part#	Retail
Access Manager	0615042	\$880	0615062	\$900

**AMSEC SafeWizard® Access Control System**

The SafeWizard® electronic safe controller is a state-of-the-art electronic product for use in controlling and auditing access to safes. We can design and build any safe to your exact needs.

**Standard BWB Depository Safes Equipped with The SafeWizard®**

Add (-SW) to the suffix of any standard safe (see page 16)

**2 Lock System ADD \$1,375**

**1 Outer Door ADD \$1,195**

**AMSEC SafeWizard® Retrofit Kits**

Part #	Description	Retail
<b>Lock Kits for a Single Outer Door Safe.</b>		
Order these kits if the safe only has one door. Order Door Sensors separately.		
0615662-01	Single Door with Boltwork.	\$1,245.00
0615662-02	Single Door without Boltwork.	\$1,255.00
<b>Primary Door Lock Kits for a Safe with Multiple Doors.</b>		
Order one Lock Kit for the Primary Door of a Multiple Door Safe. Order Door Sensors separately.		
0615663-01	Primary Door with Boltwork 0" to 20" wide.	\$1,245.00
0615663-02	Primary Door with Boltwork 20+" to 40" wide.	\$1,245.00
0615663-03	Primary Door with Boltwork over 40+" wide.	\$1,245.00
0615664-01	Primary Door without Boltwork 0" to 20" wide.	\$1,255.00
0615664-02	Primary Door without Boltwork 20+" to 40" wide.	\$1,255.00
0615664-03	Primary Door without Boltwork 40+" wide.	\$1,255.00
<b>Secondary Lock Kits for Multiple Doors.</b>		
Order a Lock Kit for Each Additional Door (other than the Primary Door.) Order Door Sensors separately.		
0615665-01	Secondary Door with Boltwork 0" to 20" wide.	\$190.00
0615665-02	Secondary Door with Boltwork 20+" to 40" wide.	\$190.00
0615665-03	Secondary Door with Boltwork 40+" wide.	\$190.00
0615666-01	Secondary Door without Boltwork 0" to 20" wide.	\$200.00
0615666-02	Secondary Door without Boltwork 20+" to 40" wide.	\$200.00
0615666-03	Secondary Door without Boltwork 40+" wide.	\$200.00
<b>Optional Door Sensors</b>		
Order a Door Sensor as needed for the Primary and/or each Secondary Door.		
0615670-01	Door Sensor Kit (Tamper proof position sensing type)	\$55.00
0615671-01	Magnetic Sensor Kit (Simple magnetic sensing type)	\$45.00
<b>Accessories</b>		
0635177	Fingerprint Reader Retrofit Kit	\$675.00
0635175	Card Swipe Reader Retrofit Kit (reads magnetic stripes)	\$295.00
3655009	Telephone Ratchet Crimp Tool	\$205.00
0635167	Audit Pack (Includes serial cable and an additional copy of audit software)	\$25.00
0645024-01	Locker Door Conversion Kit (Convert keylocking doors to accept SafeWizard locks)	\$25.00
0635146-01	Controller Key, Black	\$35.00
0635146-02	Controller Key, Yellow	\$35.00
0635146-03	Controller Key, Red	\$35.00
0635146-05	Controller Key, Blue	\$35.00
0635146-06	Controller Key, Teal	\$35.00
3425002	Battery 12VDC, Replacement	\$45.00
2855010	Transformer 15VDC, Replacement	\$40.00
0255581-01	Safeguard (Steel guard protects controller against damage)	\$20.00
0645026-01	Phone Plug, 4 Conductor (Qty. 10)	\$5.00
0645027-01	Phone Plug, 6 Conductor RJ-11, (Qty. 10)	\$8.00



**SARGENT AND GREENLEAF**  
A lock on security.

## S & G Locks

Model*	Description	Factory Installed		Factory Installed		Retro-Fit Kit	
		Part#	Retail	Part#	Retail	Part#	Retail
6120	Satin Chrome Finish 1-9 TDL Round Keypad	4505036	\$205	4505036A	\$445	0615096-01	\$265
6120	Brass Finish 1-9 TDL	4505042	\$205	4505042A	\$445	0615096-02	\$265
6120-210	Satin Chrome Finish 1-9 TDL EZ Keypad	4505725	\$205	N/A	N/A	0615592	\$280
6120-211	Brass Finish 1-9 TDL EZ Keypad	4505726	\$205	N/A	N/A	0615594	\$280
6123	Satin Chrome 1-99 TDL	4505037	\$215	Quote		0615097	\$290
6124	Satin Chrome (6124-225)	4505363	\$640	Quote		0615354	\$680



## LaGuard Locks

Model*	Description	Factory Installed		Factory Installed		Retro-Fit Kit	
		Part#	Retail	Part#	Retail	Part#	Retail
3802	LG Basic (Chrome)	4505366	\$130	4505366A	\$375	0615356	\$200
3802G	LG Basic (Brass)	4505367	\$130	4505367A	\$375	0615357	\$200
33E	Combogard w/9V Batt. (Chrome)	4505038	\$215	4505038A	\$490	0615112-01	\$280
33E	Combogard w/6 "C" Cell Batt. (Chrome)	4505039	\$320	4505039A	\$505	0615112-02	\$390
3600	Elec. Lock w/Time Delay Funct. (Chrome)	4505017	\$265	4505017A	\$445	0615116	\$335
3600	Elec. Lock w/Time Delay Funct. (Brass)	4505302	\$265	4505302A	\$445	0615188	\$335
	*SmartLinc - 1LK	4505741	\$1,040	Quote		0615680	\$1,100

\*For 2 up to 5 Locks - Request Quote



LG Basic



SAFEGARD



SMARTLINC



## Kaba-Mas Locks

Model*	Description	Factory Installed Primary Lock		Factory Installed Auxiliary Lock	
		Part#	Retail	Part#	Retail
52R	Black Round Keypad, No Audit function, with Slide Bolt	4505749	\$340	4505749A	\$720
52V	Black Vertical Keypad, No Audit function, with Regular Bolt	4505747	\$340	4505747A	\$720
52V	Black Vertical Keypad, No Audit function, with Slide Bolt	4505748	\$340	4505748A	\$720
252V	Black Vert Keypad, Audit Trail - 100 Activities, 20 Users, 1-99 min. TDL, with slide bolt	4505750	\$415	4505750A	\$880
552V	Slide Bolt	4505751	\$955	4505751A	\$1,330

### Kaba-Mas Lock Accessories

Audit Software - 252 / 552 Series Software	0635081	\$420
Alarm Interface - 252 / 552 Series Locks	2725011	\$180

Above prices are for normal installation mounted on outer door. If special mounting, charge additional.

## Installed Lock Options

	Part #	Description	Retail
<b>Locks</b>	4505000	UL LISTED GROUP 1 (S&G)	<b>\$145</b>
	4505001	UL LISTED GROUP 1R (S&G)	<b>\$160</b>
	4505002	DUAL COMBINATION GROUP II LOCKS (N/A ON ALL MODELS)	<b>\$210</b>
	4505003	S&G 6804 KEY-OP LOCK (IN PLACE OF STANDARD LOCK)	<b>\$30</b>
	4505004	S&G 6804 AUXILIARY KEY OP LOCK	<b>\$145</b>
	4505044	S&G 6870 AUXILIARY HIGH SECURITY KEY LOCK	<b>\$195</b>
		S&G 6280-006 144 HR 2-MOVEMENT TIMELOCK (SNAP ACTION)	<b>\$1,115</b>
		S&G 6373 144 HR 3-MOVEMENT TIMELOCK (SNAP ACTION)	<b>\$2,050</b>
	4505016	4440 LOCK INSTALLED IN PLACE OF COMBO (B/C RATE ONLY)	<b>N/C</b>
	4505019	S&G 6630 WITH DIAL AND RING	<b>\$130</b>
	4505020	MOUNT PLATE PREPARED FOR S&G 6283 TIME LOCK	<b>\$100</b>
	4505029	KABA-MAS X-09 UPCHARGE	<b>\$2,615</b>

## Keys

	Part #	Description	Blank	Cut to Code (Add "C" to suffix)
<b>Keys</b>	P2081	RENTER'S KEY FOR S&G 4440 LOCK (EXTRA LONG)	\$14	<b>\$30</b>
	P2126 (#7)	GUARD KEY FOR S&G 4440 LOCK (SPECIFY #7 OR #12)	N/A	<b>\$30</b>
		EXTRA LONG		
	P0753	RENTER'S KEY FOR S&G 4113 LOCK (STANDARD)	\$8	<b>\$30</b>
	P1167 (#7)	GUARD KEY FOR S&G 4440 LOCK (SPECIFY #7 OR #12)	N/A	<b>\$14</b>
		STANDARD LENGTH		
	P1900	DIAL KEY FOR S&G CONVERTIBLE DIAL	\$5	<b>\$30</b>
	0455033-01	KEY BLANK OUTER DOOR <small>FS3316 FS4122 FS4922 FS5722 FS5737DD</small>	\$6	<b>N/A</b>
	0455033-02	KEY BLANK INNER DOOR <small>FS3316 FS4122 FS4922 FS5722 FS5737DD</small>	\$6	<b>N/A</b>
	P2071	INNER DRAWER KEY FOR FIRE SAFES	\$6	<b>\$30</b>
	0455018	BLANK KEY FOR S&G KEY-OP LOCK	\$12	<b>N/A</b>
	0455037	KEY BLACK S&G 6870 LOCK	\$28	<b>\$40</b>
	P2134	KEY FOR BEST CYLINDER LOCK	\$8	<b>\$30</b>
	P1609	KEY FOR MEDECO CYLINDER LOCK	\$8	<b>\$30</b>
	P1702	DIAL KEY FOR LA GARD KEY LOCKING DIAL	\$6	<b>\$30</b>
		CUT KEY FOR S&G KEY-OP LOCK	N/A	<b>\$30</b>
	<b>Keying</b>	4505095	DOORS/LOCKS KEYED ALIKE (2 KEYS PER LOCK)	
4505096		DOORS/LOCKS MASTER KEYED (2 KEYS PER LOCK + MASTERS)		<b>\$40</b>
4505097		SPECIAL COMBINATION (SET TO CUSTOMER #)		<b>\$52</b>

### Installed Options

<b>SHELVES</b>	4505050	UP TO 24" WIDE (ADJUSTABLE)	<b>\$65</b>
	4505051	OVER 24" WIDE (ADJUSTABLE)	<b>\$75</b>
	4505052	UP TO 24" WIDE (FIXED)	<b>\$75</b>
	4505053	OVER 24" WIDE (FIXED)	<b>\$85</b>
<b>ALARM DEVICES</b>	4505070	MODULAR ALARM - DETECTS VIBRATION, HEAT & DOOR OPENING	<b>\$220</b>
<b>ALARM BLOCKS</b>	2715003	ALARM BLOCK KIT (4 PCS.)	<b>\$110</b>
<b>COIN RACK</b>	4505080	COIN RACK - DOOR MOUNTED (6 OPENINGS)	<b>\$120</b>
<b>HOPPERS</b>	4505085	STAR - HANDLE OPERATED (6¼" DEEP X 5" WIDE X 10½" LONG)	<b>\$500</b>
	4505086	MAJOR - LARGE (7" DEEP X 4½" WIDE X 10¾" LONG)	<b>\$755</b>
	4505090	INSTALLING HOPPER ON A SAFE (PLATE SAFES)	<b>\$50</b>
	4505091	INSTALLING HOPPER ON A SAFE (CLADD & COMPOSITE SAFES)	<b>\$185</b>
	4505092	EXTRA-LARGE HOPPER 6 x 10 x 16	<b>\$815</b>
<b>CUSTOM PAINT</b>	4505100	REQUIRED MATCHING AND PURCHASING SPECIAL COLOR PAINT (TEXTURED PAINT ONLY)	<b>\$185</b>
<b>DIALS &amp; RINGS</b> WHEN ORDERED WITH SAFE	4505110	S&G FRONT READ KEY LOCKING DIAL	<b>\$30</b>
	4505111	S&G SPYPROOF DIAL	<b>\$15</b>
	4505112	S&G SPYPROOF KEY LOCKING DIAL	<b>\$40</b>
	4505113	S&G BANKERS HASP (+DIAL)	<b>\$145</b>
<b>SLOTS</b> (WITH BAFFLES)	4505130	SLOTTED DOORS (STAR C-LIFT OUT)	<b>\$45</b>
	4505131	FLOOR SAFES (SLOTTED DOOR - CHECK SAFE FOR ADEQUATE DEPTH)	<b>\$80</b>
	4505132	FREESTANDING PLATE CHESTS	<b>\$80</b>
	4505133	FREESTANDING CLAD & COMPOSITE CHESTS	<b>\$85</b>
<b>INSTALL CHEST</b>	4505140	INSTALL FLOOR SAFE IN CHEST OR FIRE SAFE	<b>\$175</b>
<b>SLAM DAMPER</b>	4505145	ONLY U.L. RATED SAFES 18" WIDE OR LARGER (RETROFITABLE)	<b>\$145</b>
<b>BOLT DETENT</b>	4505150	ONLY U.L. RATED SAFES 18" HIGH OR LARGER (NOT RETROFITABLE)	<b>\$90</b>
<b>ANCHOR HOLES</b> <b>SPECIFY SIZE</b> (PRICE IS FOR 1-4 HOLES)	4505160	U.L. PLATE BODY W/ ANCHOR KIT (SPECIFY DIA. & AMOUNT)	<b>\$75</b>
	4505161	U.L. COMPOSITE BODY W/ ANCHOR KIT (SPECIFY DIA. & AMOUNT)	<b>\$85</b>
	4505162	B&C RATE SAFES W/ OUT ANCHOR KIT (SPECIFY DIA. & AMOUNT)	<b>\$60</b>
	4505163	ANCHOR KIT (SPECIFY SIZE: 3/8", 1/2" OR 5/8" BOLT)	<b>\$60</b>
<b>CLADDINGS</b>	N/A	STANDARD CLADDING - 3" ON TOP, BOTTOM, BACK & SIDES	*

### Touch Up Paint

Part #	Description	Finish	Retail
4505102	Aerosol can, Specify color*	textured / hi-gloss	<b>\$30 each</b>
4505101	2 oz. Touch up, Specify color	textured	<b>\$15 each</b>
4505108	2 oz. (2 part) Touch up, Specify color*	textured / hi-gloss	<b>\$25 each</b>
4505103	1/2 pint touch up, Specify color	textured	<b>\$30 each</b>
4505109	1/2 pint (2 color) touch up, Specify color	textured	<b>\$40 each</b>
3715088	1/2 pint (2 part) touch up, Specify color*	hi-gloss	<b>\$40 each</b>
3715054	1 gallon, Specify color*	textured / hi-gloss	<b>\$95 each</b>
3715092	5 gallon, Specify color	textured	<b>\$380 each</b>

AMSEC can not ship over 1/2 pint UPS or fed-ex. These requests must be shipped from paint manufacturer or with load

\* Excludes Pearl White

### Replacement Safe Bodies (NOT COMPLETE SAFES)

Model	Part No.	Retail	Model	Part No.	Retail
B1500	0215046-01PP	\$315	C7	C7BODY	\$360
B2200	0215046-02PP	\$430	CD7	CD7BODY	\$590
B2900	0215046-03PP	\$530	B6	B6BODY	\$420
B2900D	0215049-01PP	\$1,195	B17	B17BODY	\$700
B3700	0215024-01PP	\$780	B24	B24BODY	\$885
B3800	0215014-01PP	\$780	BDP24	BDP24BODY	\$1,380
B5800	0215025-01PP	\$1,145	T425	T425BODY	\$280
B1806	0215047-01PP	\$475	T625	T625BODY	\$350
B1810	0215047-02PP	\$650	T925	T925BODY	\$410
B1816	0215047-03PP	\$745	T625DD	T625DDBODY	\$540
B1816D	0215023	\$1,390	T925DD	T925DDBODY	\$615
B400	0215084	\$160			
B700	0215032	\$215			
C3	C3BODY	\$225			
C5	C5BODY	\$285			
CD5	CD5BODY	\$515			

### Lift Out and Hinged Doors

Model	Description	Part No.	Retail
SUPER BRUTE <small>* Specify old or new series door when ordering. Part No's. are for new series</small>	B RATE (3/4") COMBINATION *	0115111	\$495
	B RATE (3/4") COMBINATION-SLOTTED *	0115112	\$580
B1800 SERIES BRUTE	COMBINATION	0115123	\$490
	COMBINATION-SLOTTED	0115124	\$575
B400 & B700 SQUARE LIFT OUT	COMBINATION	0115131	\$285
	COMBINATION-SLOTTED 3/8" x 4½"	0115132	\$370
DSF/DST HOPPER SERIES AND MINI SAFE DOORS	COMBINATION DOOR	0115021	\$415
	KEYLOCK DOOR	0115022	\$345
 C-LIFT OUT & E-LIFT OUT	COMBINATION	M011802	\$395
	COMBINATION-SLOTTED	M011806	\$445
	KEYLOCK	M001701	\$395
	KEYLOCK-SLOTTED	M001705	\$445
	"E" LIFT OUT COMBINATION	M011902	\$645
	INNER DOOR DUAL KEY (SOLID)	M032400	\$240
	INNER DOOR DUAL KEY (SLOTTED)	M041000	\$270
 C-LIFT OUT	7" OR T20 COMBINATION, KEY CHANGE	3300-01	\$405
	INNER DOOR, SINGLE NOSE	1298-01	\$145
DUST COVER	DUST COVER FOR STAR & MAJOR ROUND DOORS	D068200	\$35

**Material Handling Equipment Retail Price List****Hand Trucks**

<b>Model</b>	<b>Description</b>	<b>Load Cap. Lbs.</b>	<b>Wt. Lbs.</b>	<b>Retail</b>
1800VMS	Versatile Moving System w/ 6-wheel swivel dolly & a set of (2) wheel feet	1800	203	<b>\$2,280</b>
1500LNR	Lift-N-Roll System - Set of two	1500	110	<b>\$1,390</b>

\*30 Day Manufacturer's Warranty

**Powered Stair Climbers**

<b>Model</b>	<b>Description</b>	<b>Load Cap. Lbs.</b>	<b>Wt. Lbs.</b>	<b>Retail</b>
3500PSC	Powered Stair Climber	3500	243	<b>\$8,685</b>
3500AAB	Aluminum Approach Board & Angle Dolly / Opt.		72	<b>\$1,475</b>
3500MPS	Mobile Power System / Opt.		40 (add)	<b>\$2,075</b>
3500ELA	Expanda-Landing "A" / Opt.	12"h x 26"w x 16"d	42	<b>\$605</b>
3500ELB	Expanda-Landing "B" / Opt.	5.5"h x 26"w x 36"d	67	<b>\$605</b>

\*30 Day Manufacturer's Warranty

**Triple L Trailers**

<b>Model</b>	<b>Description</b>	<b>Load Cap. Lbs.</b>	<b>Wt. Lbs.</b>	<b>Retail</b>
248	Single Axle, Winch System - 4.4' x 9'	2000	1510	<b>\$5,990</b>
4610	Single Axle, Electric System - 6' x 10'	4000	2070	<b>\$11,100</b>
7610	Tandem Axle, Electric System - 6' x 10'	7000	2500	<b>\$14,430</b>
25102	Surge Brakes / Opt. / one axle			<b>\$1,160</b>
28102	Surge Brakes / Opt. / two axle			<b>\$2,105</b>
70126	Battery Charger / Opt.			<b>\$185</b>
26106	Spare Tire Bracket / Opt.			<b>\$190</b>
72213	Spare Tire 13" Wheel & Tire / Opt.	(Not available on model 248)		<b>\$395</b>
72211	Spare Tire 15" Wheel & Tire / Opt.			<b>\$355</b>

\*1 Year Manufacturer's Warranty



Three Pack Display



Safe Pedestal



BF Cutaway



Product Brochure




Gun Safe Brochure



3' x 5' Banner



Two Sided Hanging Sign



Authorized Dealer Window Decal



Illuminated Clock (15" x 30")



Product Poster



BF Poster



All-Product Brochure



## AMSEC MERCHANDISING DISPLAYS

PART #	DESCRIPTION	RETAIL
<b>3-PACK</b> 1045008	SAFES: WS1014, WS1514, & WS1214 Also includes display stand, POP, product tags, color poster and consumer brochures	<b>\$1,625</b>
1045020	4-Pack Promotional Kit: safe pedestal, sales banner, 3 hanging signs, counter mat, window decal, consumer brochures, poster, product tags, & authorized dealer certificate. Save \$55.00	<b>\$195</b>
1045021	8-Pack Promotional Kit: Large illuminated clock, two safe pedestals, sales banner, 4 hanging signs, counter mat, window decal, consumer brochures, poster, product tags, & authorized dealer certificate. Save \$66.00	<b>\$620</b>

AMSEC INDIVIDUAL SALES AIDS		
PART #	DESCRIPTION	RETAIL
1045022	Illuminated Clock	<b>\$320</b>
1045014	Display Pedestal	<b>\$110</b>
1045000	Sales Banner	<b>\$62</b>
1045024	"Burglary/Fire Safes" Hanging Sign	<b>\$14</b>
1045028	"Fire Safes" Hanging Sign	<b>\$14</b>
1045029	"Floor Safes" Hanging Sign	<b>\$14</b>
1045030	"Depository Safes" Hanging Sign	<b>\$6</b>
1015241	Authorized Dealer Window Decal	<b>\$16</b>
1045060	Product Poster	<b>N/C</b>
4305126	Retail Price List	<b>N/C</b>
4305128	Guide to All Products Brochure (color 4 x 9)	<b>N/C</b>
4305129	Dealer Catalog (b/w 8½ x 11)	<b>N/C</b>
4305131	TL-15/TL-30 AmVault Brochure	<b>N/C</b>
4305172	Gun Safe Brochure	<b>N/C</b>
PURGSPOSTER	BF® Gun Safe Poster	<b>N/C</b>
1045058	BF® Cut Away Plaque	<b>\$75</b>
4305174	Warranty/Operating Booklet	<b>N/C</b>
1045004	Magnetic Product Tags (6)	<b>\$20</b>
1045007	3 pack display only	<b>\$155</b>

# AMSEC INDEX BY MODEL NUMBER

5517 ..... 4

## A

ACF2020 ..... 13  
 ACF2020XD ..... 13  
 ACF3020 ..... 13  
 ACF3020XD ..... 13  
 ACF4020 ..... 13  
 ACF4020XD ..... 13  
 ACF4824DS ..... 17  
 ACF5024 ..... 13  
 ACF5024XD ..... 13  
 ACF6030 ..... 13  
 ACF6030XD ..... 13

## B

B1500 ..... 18  
 B17 ..... 19  
 B1806 ..... 18  
 B1810 ..... 18  
 B1816 ..... 18  
 B1816D ..... 18  
 B2200 ..... 18  
 B24 ..... 19  
 B2900 ..... 18  
 B2900D ..... 18  
 B3700 ..... 18  
 B3800 ..... 18  
 B400 ..... 18  
 B5800 ..... 18  
 B6 ..... 19  
 B700 ..... 19  
 BD24 ..... 19  
 BDP24 ..... 19  
 BF1512 ..... 6  
 BF1716 ..... 6  
 BF2116 ..... 6  
 BF3416 ..... 6  
 BF6030 ..... 4  
 BF6032 ..... 4  
 BF6040 ..... 4  
 BF7240 ..... 4  
 BLB2018 ..... 7  
 BLB3018 ..... 7  
 BLB3024 ..... 7  
 BLB4024 ..... 7  
 BLC2018 ..... 7  
 BLC3018 ..... 7  
 BLC3024 ..... 7  
 BLC4024 ..... 7  
 BSW2020 ..... 15  
 BSW2025 ..... 15  
 BSW3020 ..... 15  
 BSW3025 ..... 15  
 BSW4020 ..... 15  
 BSW4025 ..... 15  
 BWB2020 ..... 7  
 BWB2020-D1 ..... 16  
 BWB2020FL ..... 16  
 BWB2020FL-SW ..... 15  
 BWB2020-S1 ..... 16  
 BWB2020-S2 ..... 16  
 BWB2020-S3 ..... 16  
 BWB2020TL ..... 16  
 BWB2025 ..... 7  
 BWB2025-D1 ..... 16  
 BWB2025FL ..... 16  
 BWB2025FL-SW ..... 15  
 BWB2025-S1 ..... 16  
 BWB2025-S2 ..... 16  
 BWB2025-S3 ..... 16  
 BWB2025TL ..... 16  
 BWB3020 ..... 7  
 BWB3020-D1 ..... 16  
 BWB3020FL ..... 16  
 BWB3020FL-SW ..... 15  
 BWB3020-S1 ..... 16  
 BWB3020-S2 ..... 16

BWB3020-S3 ..... 16  
 BWB3020TL ..... 16  
 BWB3025 ..... 7  
 BWB3025-D1 ..... 16  
 BWB3025FL ..... 16  
 BWB3025FL-SW ..... 15  
 BWB3025-S1 ..... 16  
 BWB3025-S2 ..... 16  
 BWB3025-S3 ..... 16  
 BWB3025TL ..... 16  
 BWB4020 ..... 7  
 BWB4020-D1 ..... 16  
 BWB4020FL ..... 16  
 BWB4020FL-SW ..... 15  
 BWB4020-S1 ..... 16  
 BWB4020-S2 ..... 16  
 BWB4020-S3 ..... 16  
 BWB4025 ..... 7  
 BWB4025-D1 ..... 16  
 BWB4025FL ..... 16  
 BWB4025FL-SW ..... 15  
 BWB4025-S1 ..... 16  
 BWB4025-S2 ..... 16  
 BWB4025-S3 ..... 16

## C

C3 ..... 19  
 C5 ..... 19  
 C7 ..... 19  
 CB311 ..... 8  
 CB411 ..... 8  
 CD5 ..... 19  
 CD7 ..... 17  
 CDS3017CC ..... 17  
 CDS3017CK ..... 17  
 CDS3017KK ..... 17  
 CDXE ..... 12  
 CDXF ..... 12  
 CE1814 ..... 6, 13  
 CE2518 ..... 6, 13  
 CE3524 ..... 13  
 CE4524 ..... 13  
 CE5524 ..... 13  
 CE6528 ..... 13  
 CE7236 ..... 13  
 CF1814 ..... 13  
 CF2518 ..... 13  
 CF3524 ..... 13  
 CF4524 ..... 13  
 CF5524 ..... 13  
 CF6528 ..... 13  
 CF7236 ..... 13  
 CSC1717 ..... 6  
 CSC2517 ..... 6  
 CSC3417 ..... 6

## D

D150 ..... 25  
 DC23 ..... 9  
 DC62 ..... 9  
 DS612 ..... 9  
 DS159 ..... 9  
 DS2720 ..... 9  
 DS4320 ..... 9  
 DSF2014C ..... 14  
 DSF2014K ..... 14  
 DSF2714C ..... 14  
 DSF2714K ..... 14  
 DSF2731CC ..... 14  
 DSF2731KC ..... 14  
 DSF3214CC ..... 14  
 DSF3214CK ..... 14  
 DSF3214KK ..... 14  
 DSR2014 ..... 14  
 DSR2714 ..... 14  
 DST2014C ..... 14  
 DST2014K ..... 14

## D (cont.)

DST2014KC.....	14
DST2014CC.....	14
DST2014KK.....	14
DST2014CK.....	14
DST2714C.....	14
DST2714K.....	14
DST2731CC.....	14
DST2731KC.....	14
DST3214CC.....	14
DST3214CK.....	14
DST3214KK.....	14
DXE.....	11
DXF.....	11

## E

ES913.....	5, 8
ES1114.....	8
ES411.....	4, 8
ES1013.....	9
ES1310.....	9
ES9137.....	5, 8

## F

FS1013.....	9
FS1310.....	9
FS3316.....	9
FS4122.....	9
FS4922.....	9
FS5722.....	9
FS5737DD.....	9

## H

HC1854.....	4
HC1854CC.....	4
HR916E.....	8
HRC916E.....	8
HRPED.....	8
HRPROG.....	8

## K

K-1.....	21
K1-A.....	21
K2.....	21
KB66.....	8
KB311.....	8

## L

LB1215.....	8
LP5924W.....	4
LP6032W.....	4

## M

MC15.....	9
MM2820 – 3-Drop.....	17
MM2820 – Top Drop.....	17
MM2820 – Center Drop.....	17
MS1414C.....	7
MS1414K.....	7
MS1513D.....	7

## P

PB48.....	4
-----------	---

## R

RV411.....	18
RE6528.....	4
RS6528.....	4

## S

SE6831.....	4
SB412.....	8
SW2020.....	4
SW3020.....	4
SW4020.....	4
SWPB1.....	4
SWPB2.....	4
SWPB48.....	4
SWVV1014.....	4

## T

T425.....	19
T625.....	19
T625DD.....	19
T925.....	19
T925DD.....	19
TB0610-1.....	21
TB0610-1T.....	21
TB0610-2.....	21
TB0610-3.....	21
TB0610-4.....	21
TB0610-5.....	21
TB0610-6.....	21
TB0610-7.....	21
TB0610-8.....	21
TB1210-1.....	22
TB1210-1T.....	22
TB1210-2.....	22
TB1210-3.....	22
TB1210-4.....	22
TB1210-5.....	22
TB1210-6.....	22
TB1210-7.....	22
TB1210-8.....	22
TB0612-1.....	21
TB0612-1T.....	21
TB0612-2.....	21
TB0612-3.....	21
TB0612-4.....	21
TB0612-5.....	21
TB0612-6.....	21
TB0612-7.....	21
TB0612-8.....	21

## U

UL1511.....	9
UL1812.....	9
UL1812XD.....	9
UL2018.....	9
UL2818.....	9
UL3918.....	9
ULS1511.....	9
ULS1812.....	9
ULS1812XD.....	9
ULS2018.....	9
ULS2818.....	9
ULS3918.....	9
US2015C.....	7

## V

VD8030.....	4
-------------	---

## W

WES1310.....	20
WES2113.....	20
WFS1310.....	20
WS1014.....	20
WS1214.....	20
WS1514.....	20



11925 Pacific Avenue • Fontana, CA 92337  
800-421-6142 • 951-685-9680 • Fax 951-685-9685

**ON THE WEB:** [www.amsecusa.com](http://www.amsecusa.com)  
**CONTACT US:** [info@amsecusa.com](mailto:info@amsecusa.com)