



# Product Catalog 2021-2022

# TABLE OF CONTENTS



American Security Products Company has been dedicated to manufacturing high quality, high security safes since 1946. We offer an extensive product line of over 400 standard models of burglary and fire resistant safes in every insurance classification from "B" rate to Underwriter's Laboratories TL-15, TL-30 and TL-30x6.

AMSEC is the largest and most respected safe manufacturer in the industry because:

- Our dedicated Customer Service Representatives care about you.
- Fully staffed Technical Service Department networked with thousands of factory trained technicians.
- Our Quality Control Department assures that the products we build are the finest in the industry.
- State-of-the-art computer controlled manufacturing equipment helps us meet demanding deadlines and keeps us on the leading edge of technology.
- We are located in a major West Coast distribution point with direct access to all major domestic and international freight services.
- We specialize in developing custom safes to meet specific cash handling requirements for banks, restaurants, supermarkets, convenience stores and many other industries.
- Our Engineering and Design Department is fully staffed and features the most advanced CAD system for rapid creation of sales drawings, design modifications and precise manufacturing blue prints.

For superior asset protection there is only one name you can trust for quality, service and reliability... **AMSEC**.

<b>GUN SAFES</b>	
DEFENSE VAULT	3
VAULT DOOR	3
RF SERIES - HIGH SECURITY GUN SAFES	4
THE BFX SERIES GUN SAFES - 120 MINUTE FIRE	5
THE BFII SERIES GUN SAFES - 120 MINUTE FIRE	6
NF SERIES - 90 MINUTE FIRE	7
SF SERIES - 60 MINUTE FIRE	8
TF SERIES - 30 MINUTE FIRE	9
HANDGUN SECURITY	10
<b>GUN SAFE ACCESSORIES</b>	
STOR-IT CABINETS	12
THE SAFE CLOAK	12
<b>BF® SERIES SECURITY SAFES</b>	
U.L. LISTED FIRE RATED BURGLARY SAFES	13
<b>HOME SECURITY</b>	
BFS SERIES U.L. & ETL CERTIFIED BURGLARY & FIRE SAFES	14
BFS912E5LP U.L. & ETL CERTIFIED BURGLARY & FIRE SAFE	14
AM SERIES HOME SECURITY SAFES	15
<b>COMMERCIAL SECURITY SAFES</b>	
CSC SERIES COMPOSITE SAFES	16
<b>ELECTRONIC SECURITY SAFES</b>	
EST SERIES HOME SECURITY SAFES	17
IRC916 IN-ROOM ELECTRONIC SAFE	17
<b>UL SERIES</b>	
U.L. LISTED 2-HOUR FIRE AND IMPACT SAFES	18
<b>IMPORTED U.L. LISTED 1-HR FIRE SAFES</b>	
FS SERIES IMPORTED U.L. LISTED 1-HR FIRE SAFES	19
<b>FLOOR SAFES</b>	
BRUTE AND SUPER BRUTE	20
STAR® ROUND LIFT-OUT DOOR	21
STAR® RECTANGULAR BODY, ROUND LIFT-OUT DOOR	21
<b>WALL SAFES</b>	22
<b>UNDERCOUNTER SAFES</b>	23
<b>DEPOSITORY SAFES</b>	
DS SERIES - "B" RATE ROTARY AND FRONT LOADING	24
DS SERIES TILL STORAGE DEPOSITORY SAFES	25
MONEY MANAGER SERIES	25
RETAIL MONEY MANAGER SAFES	26
BWB SERIES - WIDE BODY CASH CONTROL	27
<b>TL-15 &amp; TL-30 MONEY CHESTS</b>	
DXE / DXF AND CDXE / CDXF U.L. LISTED	28
<b>AMVAULT TL-30 AND TL-15</b>	
AMVAULTX6 TL-30X6 HIGH SECURITY SAFE	29
ACF TL-30 2-HOUR FIRE RATED DEPOSITORY SAFE	29
AMVAULT FIRE RATED COMPOSITE SAFES	30
<b>MAX 15 SERIES COMPOSITE SAFES</b>	32
<b>ACF TL-30 SERIES MONEY CHEST</b>	33
<b>"B" AND "C" RATE SECURITY CHESTS</b>	34
<b>"B" RATE SECURITY SAFES</b>	
BWB SERIES AND MS1414	35
<b>PHARMACY SAFES</b>	36
<b>CUSTOM SAFES</b>	37
<b>OPTIONAL EXTRAS</b>	37
<b>ELECTRONIC LOCKS</b>	
AMSEC SAFEWIZARD II®	38
ESLAUDIT II	39
ESL5 AND ESL15	39
AMSEC ESLXL SERIES	40
ROTOBOLT REDUNDANT SAFE LOCK	41
LOCKS FROM S&G, KABA AND LAGARD	41
ELECTRONIC LOCK COMPARISON CHART	42
<b>MECHANICAL LOCKS AND KEY LOCKS</b>	43
<b>MERCHANDISING / DISPLAYS</b>	44
<b>INDEX BY MODEL NUMBER</b>	45

**DEFENSE VAULT**



AMSEC's **DV652** was produced from our culture of listening to customers. Customers wanted a secure place to store their home defense weapons. Sleek enough to fit under most beds, the DV652 can be secured to either the floor or the bed and is equipped with our backlit U.L. Listed ESL5 lock, which offers a silent stealth-mode option and was specifically designed for this product.

**FEATURES**

- Foam Padded Slide-Out Gun Tray
- Electronic Lock with Backlit Keypad
- 14-Gauge Steel Construction
- 5-Point Locking Bar
- 4 Mounting Holes on Both the Top and Bottom

Model	Outside Dimension H x W x D	Wt. Lbs.
DV652	6" x 52" x 14"	90
Tray Size	3 3/8" x 43 1/4" x 13"	

**VAULT DOOR**



**Turn Your Entire Room Into a Security VAULT**

AMSEC Vault Doors offer the same protection as our innovative BF Gun Safes. They are designed to fit standard 80" x 30" and 80" x 36" door openings. With our inward-swinging vault door option, your vault room can also serve as a storm shelter. The vault door's inward swing ensures that you will be able to open the door even if debris has fallen on the other side. All AMSEC vault doors can be opened from the inside, ensuring personal safety.

**STANDARD FEATURES**

- 2" Thick Door
- 10 1 1/2" Chrome Plated Bolts (5 bolts on inswing doors)
- Adjustable Frame to Fit Walls Ranging From 3/4" to 9 1/2" Thick
- Safety Lock Release
- Spy-Proof Key-Locking Dial
- 1 Year Parts and Labor Warranty

**BF SERIES VAULT DOOR FEATURES**

- 1/2" Steel Plate on Face of Door
- 1 3/8" of Seamless Drylight as Fire Protection

**BFQ SERIES VAULT DOOR FEATURES**

- 1/4" Steel Plate on Face of Door
- 1 5/8" of Seamless Drylight as Fire Protection

**OPTIONAL FEATURES**

- Left-Swing Door Available

**COLOR OPTIONS FOR VAULT DOOR SERIES SAFES:**


Granite (GR), Sandstone (ST), Black (BK), Chocolate Brown (CB)

Model	Description	Wall Opening	Door Opening	Weight (Door Only)	Shipping Weight
VD8030BFQ	Vault Door	79-1/2" x 29-1/2"	77-1/2" x 24-3/4"	506	650
VD8030BFQIS	In-Swing Vault Door	79-1/2" x 29-1/2"	77" x 20-3/8"	490	634
VD8036BFQ	Vault Door	79-1/2" x 35-1/2"	77-1/2" x 31"	592	762
VD8036BFQIS	In-Swing Vault Door	79-1/2" x 35-1/2"	77" x 26-1/4"	556	726
VD8030BF	Vault Door	79-1/2" x 29-1/2"	77-1/2" x 24-3/4"	695	839
VD8030BFIS	In-Swing Vault Door	79-1/2" x 29-1/2"	77" x 20-3/8"	672	816
VD8036BF	Vault Door	79-1/2" x 35-1/2"	77-1/2" x 31"	819	989
VD8036BFIS	In-Swing Vault Door	79-1/2" x 35-1/2"	77" x 26-1/4"	792	957



# RF SERIES - HIGH SECURITY GUN SAFES

## RF703620X6 & RF582820X6



RFX703620X6

### SECURITY

- 6" Thick High Security Composite Door
- 3-1/2" Thick High Security Body (3" on X6)
- UL Listed TL-30 or TL-30X6 High Security Burglary Classification
- 10 Massive 1 1/2" Chrome Plated Bolts
- Anchor Holes Provided

### FIRE PROTECTION

- Seamless High Security Composite Fill
- 120-Minute Certified Fire Rating
- Palusol Door Seal Protects Against Fire

### FUNCTIONALITY

- Industry's Most Flexible Interior
- Door Organizer
- Storage for Two Long Guns on Door
- 3 Outlet power strip with USB ports
- LED Light Kit

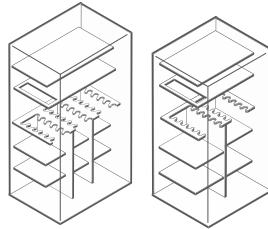


## RF6528



RF6528

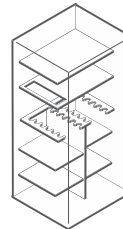
### RFX SERIES INTERIORS:



RF703620X6

RF582820X6

### INTERIOR FOR RF6528:



Model	Outside Dimension H x W x D	Thickness (Inches)		Interior Capacity	Wt. Lbs.
		Door	Body		
RF703620X6	76" x 42" x 29 1/4"	6"	3"	12-12-12-24-36 Gun +2 Gun or 58 + 2 Gun	4,578
RF582820X6	64" x 34" x 29 1/4"	6"	3"	12-12-24 Gun + 2 Gun	3,418
RF6528	72" x 35" x 29 1/2"	6"	3-1/2"	12-12-24 Gun + 2 Gun	3,455

### COLOR OPTIONS FOR RF SERIES SAFES:

Granite (GR), Sandstone (ST), Black (BK), Chocolate Brown (CB)

RF6528 is also available in High-Gloss

Exterior Colors:

Burnt Orange (BO), Pearl Essence (PE), Platinum Metallic (PL), Charcoal Metallic (CM), Onyx (OX), Rosso Corsa Red (RC), Sapphire Blue (SB)

## GUN SAFE FIRE AND BURGLARY PROTECTION

American Security Products Co. is highly acclaimed for offering the industry's best fire protection. We manufacture the industry's broadest gamut of fire-rated products ranging from Underwriters Laboratories (U.L.) Listed 1 and 2 hour fire safes to our Intertek laboratory tested 2 hr., 90 minute, 60 minute and 30 minute fire protected gun safes.

Each safe is designed to maintain an interior temperature less than 350°F.

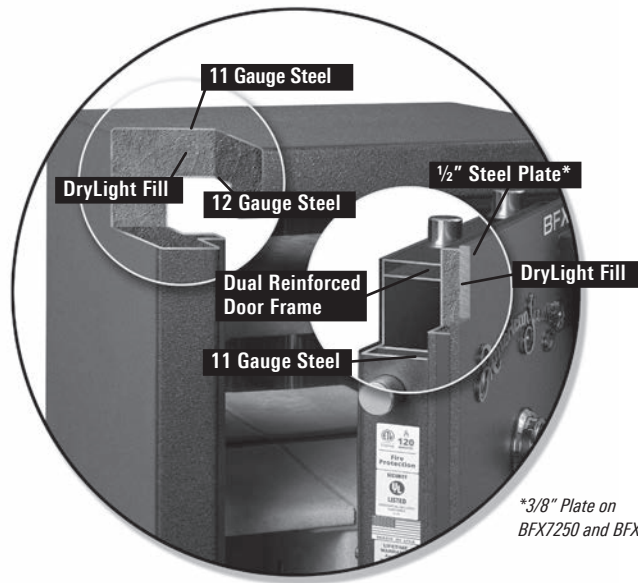
Paper products will char at approximately 450°F.

Series	Fire Label	Outside Temp	Time Period	Inside Temp Less Than
RF Series	120 Minute	1850°F	120 min.	350°F
BFX®/BFII Series	ETL 120 Minute	1200°F	120 min.	350°F
NF Series	ETL 90 Minute	1200°F	90 min.	350°F
SF Series	ETL 60 Minute	1200°F	60 min.	350°F
TF Series	30 Minute	1200°F	30 min.	350°F

**THE BFX SERIES GUN SAFES - 120 MINUTE FIRE**

**BFX® SERIES CONSTRUCTION**

11 GA OUTER STEEL SHELL WITH 12GA INNER STEEL LINER  
TOTALING APPROX 1/4" STEEL BARRIER



\*3/8" Plate on BFX7250 and BFX6024



**ACTIVE 4X**  
LOCKING SYSTEM

**SECURITY**

- 1/2"-Thick Steel Plate Door (BFX7250 & BFX6024 have 3/8" steel plate)
- Four-Way Active Bolt Work (BFX6024 has Two-Way Bolt Work)
- Active 4x Locking System
- 2"-Thick Body
- UL Level I RSC Burglary Classification (1-Man, 5-minute test. Utilizes tools typically found in a household)
- 12 massive 1 1/2" Chrome Plated Bolts
- Anchor Holes Provided

**WARRANTY**

- 5-year parts and labor warranty when purchased with a factory installed AMSEC lock.
- Special lifetime warranty for damage from burglary attempts and fire.

**FIRE PROTECTION**

- Seamless DryLight Fill
- 120-Minute Intertek Verified Fire Rating
- Dual Door Seals to Protect Against Fire and Smoke

**FUNCTIONALITY**

- Industry's Most Flexible Interior
- Door Organizer
- Storage for Two Long Guns on Door (1 on BFX6024)
- Spy-proof, key-locking dial with decorative five-spoke handle and a convenient pull handle. (BFX6024 offers a tri-spoke handle and does not come with a pull handle).
- Mirrored Back Wall for Added Interior Visibility
- AC Power Outlet with Removable Cord
- LED Light Kit

**DRILL ATTACK PROTECTION**

- 1/4" hardplate and a top-rated hardened disc defeats lock attacks
- Spring loaded relock mechanism
- Gear cam housing with precision engineered lock bolt protection




**GEAR-DRIVEN BOLTWORK WITH 360° HANDLE ROTATION**



**PRY-RESISTANT DUAL REINFORCED STEEL DOOR FRAME**

**SLEDGEHAMMER IMPACT-RESISTANT BOLTWORK**



Model	Outside Dimension H x W x D	Thickness (Inches)		Interior Capacity	Wt. Lbs. ^
		Door Overall / Steel plate	Body		
BFX7250	71-1/4" x 50" x 28"	4-5/8" / 3/8"	2"	14-14-14-28-42 + 2 Gun or 73 + 2 Gun	1,851
BFX7240	71-1/4" x 40" x 26"	4-3/4" / 1/2"	2"	12-12-12-24-36 + 2 Gun or 58 + 2 Gun	1,647
BFX6636	65-1/4" x 36" x 26"	4-3/4" / 1/2"	2"	12-12-24 + 2 Gun	1,375
BFX6030	59-1/4" x 30" x 26"	4-3/4" / 1/2"	2"	11-11-22 + 2 Gun	1,081
BFX6032	59-1/4" x 30" x 21"	4-3/4" / 1/2"	2"	9-9-18 + 2 Gun	958
BFX6024	59-1/4" x 24" x 21"	4-5/8" / 3/8"	2"	8-8-16 Gun + 1 Gun	751

Dimensions listed are exterior dimensions. Add 3" on all BF safes to overall depth for lock and handle.

**COLOR OPTIONS:**

**High-Gloss Exterior Colors:**  
Burnt Orange (BO), Pearl Essence (PE), Platinum Metallic (PL), Charcoal Metallic (CM), Onyx (OX), Rosso Corsa Red (RC), Sapphire Blue (SB)

**Textured Exterior Colors:**  
Granite (GR), Sandstone (ST), Black (BK), Chocolate Brown (CB)

**Two-Tone Finishes:**  
Onyx High-gloss door / Black Textured body or Charcoal Metallic High-gloss door / Granite Textured body

Any combination available on request

# THE BFII SERIES GUN SAFES - 120 MINUTE FIRE




BFII7250



## BFII SERIES CONSTRUCTION

11GA OUTER STEEL SHELL WITH A COMBINED 5/16" INNER STEEL LINER PROVIDING A TOTAL NEARLY 1/2" THICK STEEL BARRIER FOR ADDED BURGLARY PROTECTION



### SECURITY

- 1/2" solid steel plate door
- 2 1/4"-Thick Body with 1/8" outer shell and 5/16" thick inner liner
- Combined steel thickness of nearly 1/2" in body construction
- UL Level II RSC Burglary Classification (2-Man team, 10-minute test. Utilizes same tools as a TL-15)
- AMSEC's patented active hardplate
- TL-15 boltwork with 10 massive 1 1/2" Chrome Plated Bolts
- Anchor Holes Provided

### WARRANTY

- 5-year parts and labor warranty when purchased with a factory installed AMSEC lock.
- Special lifetime warranty for damage from burglary attempts and fire.

### FIRE PROTECTION

- Seamless DryLight Fill
- 120-Minute Intertek Verified Fire Rating
- Dual Door Seals to Protect Against Fire and Smoke

### FUNCTIONALITY

- Industry's Most Flexible Interior
- Door Organizer
- Storage for Long Guns on Door
- Mirrored Back Wall for Added Interior Visibility
- AC Power Outlet with Removable Cord
- LED Light Kit

### COLOR OPTIONS:

#### High-Gloss Exterior Colors:

Burnt Orange (BO), Pearl Essence (PE), Platinum Metallic (PL), Charcoal Metallic (CM), Onyx (OX), Rosso Corsa Red (RC), Sapphire Blue (SB)

#### Textured Exterior Colors:

Granite (GR), Sandstone (ST), Black (BK), Chocolate Brown (CB)

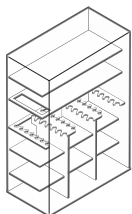
#### Two-Tone Finishes:

Onyx High-gloss door / Black Textured body or Charcoal Metallic High-gloss door / Granite Textured body

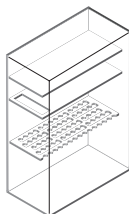
Any combination available on request

Dimensions listed are exterior dimensions. Add 3" on all BF safes to overall depth for lock and handle..

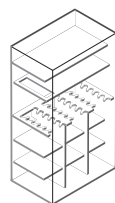
Model	Outside Dim H x W x D	Interior Capacity	Weight Lbs.
BFII7250	71-1/4" x 50" x 28"	14-14-14-28-42 + 2 Gun or 73 + 2 Gun	2,438
BFII7240	71-1/4" x 40" x 26"	12-12-12-24-36 + 2 Gun or 58 + 2 Gun	1,991
BFII6636	65-1/4" x 36" x 26"	12-12-24 + 2 Gun	1,716
BFII6030	59-1/4" x 30" x 26"	11-11-22 + 2 Gun	1,395
BFII6032	59-1/4" x 30" x 21"	9-9-18 + 2 Gun	1,244
BFII6024	59-1/4" x 24" x 21"	8-8-16 Gun + 1 Gun	1,067



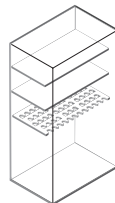
BFII/BFX7250  
STANDARD  
INTERIOR



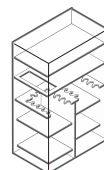
BFII/BFX7250  
73 GUN INTERIOR



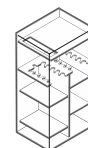
BFII/BFX7240  
STANDARD  
INTERIOR



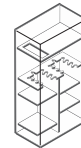
BFII/BFX7240  
58 GUN INTERIOR



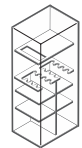
BFII/BFX6636  
STANDARD  
INTERIOR



BFII/BFX6030  
STANDARD  
INTERIOR



BFII/BFX6032  
STANDARD  
INTERIOR



BFII/BFX6024  
STANDARD  
INTERIOR

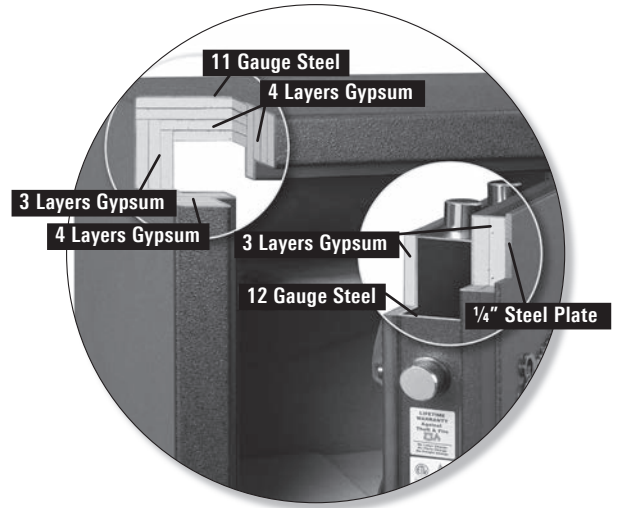
# NF SERIES - 90 MINUTE FIRE

The American Security Products NF Gun Safe offers both superior performance and value. For burglary protection, it has a stout 1/4"-thick steel plate in the door. For fire protection, it is lined with 3 layers of drywall that are strategically engineered for optimal fire protection. This enables the NF Gun Safe to pass a verified 90-minute fire test at Intertek, an independent testing laboratory.



NF6036E5

## NF SERIES CONSTRUCTION



### SECURITY

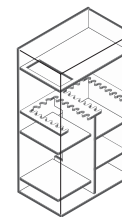
- 1/4"-Thick Steel Plate Door
- Four-Way Bolt Work
- 11-Gauge Steel Body
- UL Level I RSC Burglary Classification (1-Man, 5-minute test. Utilizes tools typically found in a household)
- 14 Massive 1 1/2" Chrome Plated Bolts
- Anchor Holes Provided
- U.L. Listed ESL5 Electronic Lock with Illuminated Keypad
- Decorative five-spoke handle.

### FIRE PROTECTION

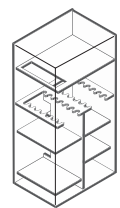
- Lined with Three Layers of Drywall
- 90-Minute Intertek Verified Fire Rating
- Dual Door Seals to Protect Against Fire and Smoke

### FUNCTIONALITY

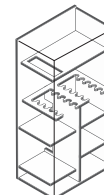
- Industry's Most Flexible Interior
- Door Organizer
- Storage for Two Long Guns on Door (1 on NF5924E5)
- AC Power Outlet



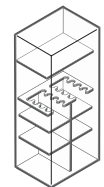
17-17-34  
GUN INTERIOR  
FOR MODEL: NF6036E5



14-17-8  
GUN INTERIOR  
FOR MODEL: NF6030E5



9-9-18  
GUN INTERIOR  
FOR MODEL: NF6032E5



8-8-16  
GUN INTERIOR  
FOR MODEL: NF5924E5

Model	Outside Dimension H x W x D	Thickness (Inches)		Interior Capacity	Wt. Lbs.
		Door Overall / Steel plate	Body		
NF6036E5	59" x 36" x 26"	4 1/4" / 1/4"	11 ga	17-17-34 + 2 Gun	977
NF6030E5	59" x 30" x 26"	4 1/4" / 1/4"	11 ga	14-14-28 + 2 Gun	854
NF6032E5	59" x 30" x 21"	4 1/4" / 1/4"	11 ga	9-9-18 + 2 Gun	761
NF5924E5	59" x 24" x 18"	4 1/4" / 1/4"	11 ga	8-8-16 Gun + 1 Gun	600

Dimensions listed are exterior dimensions. Add 3" to overall depth for lock and handle.

### STANDARD COLOR:

Gunmetal Gray (GY) with Black Nickel Hardware (LTN)



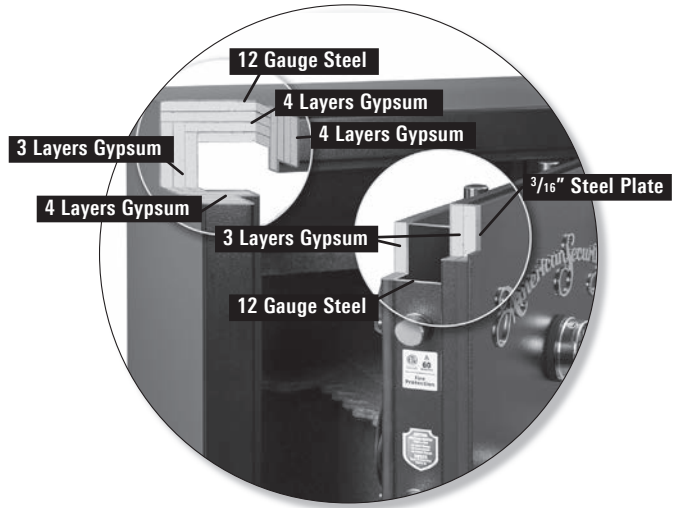
# SF SERIES - 60 MINUTE FIRE

The American Security Products **SF GUN SAFE** offers both performance and value. For burglary protection, it has a stout 3/16" - thick steel plate door. For fire protection, it is lined with 3 to 4 layers of drywall that are strategically engineered for optimal fire protection. This enables the SF Gun Safe to pass a verified 60-minute fire test at Intertek, an independent testing laboratory.



SF6030

## SF SERIES CONSTRUCTION



### SECURITY

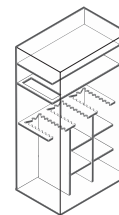
- 3/16"-Thick Steel Plate Door
- Four-Way Bolt Work
- 12-Gauge steel body
- (14) 1 1/4" Chrome Plated Bolts
- Anchor Holes Provided

### FIRE PROTECTION

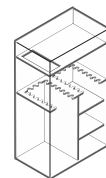
- Lined with three layers of drywall
- 60-Minute Intertek Verified Fire Rating
- Dual Door Seals to Protect Against Fire and Smoke

### FUNCTIONALITY

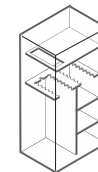
- U.L. Listed ESL5 Electronic Lock with Illuminated Keypad
- Decorative three-spoke handle.
- Industry's Most Flexible Interior
- Door Organizer
- Storage for Two Long Guns on Door



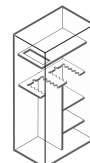
15-15-5-30-45  
GUN INTERIOR  
FOR MODEL: SF7240E5



17-17-34  
GUN INTERIOR  
FOR MODEL: SF6036E5



15-15-30  
GUN INTERIOR  
FOR MODEL: SF6030E5



11-11-22  
GUN INTERIOR  
FOR MODEL: SF6032E5

Model	Outside Dimension H x W x D	Thickness (Inches)		Interior Capacity	Wt. Lbs.
		Door Overall / Steel plate	Body		
SF7240E5	72" x 40" x 26"	3 <sup>5</sup> / <sub>8</sub> / 3/16	12 ga	15-15-15-30-45 + 2 Gun	1,086
SF6036E5	59" x 36" x 26"	3 <sup>5</sup> / <sub>8</sub> / 3/16	12 ga	17-17-34 + 2 Gun	840
SF6030E5	59" x 30" x 26"	3 <sup>5</sup> / <sub>8</sub> / 3/16	12 ga	15-15-30 + 2 Gun	748
SF6032E5	59" x 30" x 21"	3 <sup>5</sup> / <sub>8</sub> / 3/16	12 ga	11-11-22 + 2 Gun	662

Dimensions listed are exterior dimensions. Add 3" to overall depth for lock and handle.

### STANDARD COLOR:

Textured Black (BK) with Black Nickel Hardware (LTN)



TF SERIES - 30 MINUTE FIRE



TF5924E5



TF5517E5



**SECURITY**

- 3/16"-Thick Steel Plate Door
- Four-Way Bolt Work
- 14-Gauge Steel Body
- 14 1/4" Chrome Plated Bolts on TF5924E5
- 8 1" Chrome Plated Bolts on TF5517E5
- Anchor Holes Provided
- U.L. Listed ESL5 Electronic Lock with Illuminated Keypad

**FIRE PROTECTION**

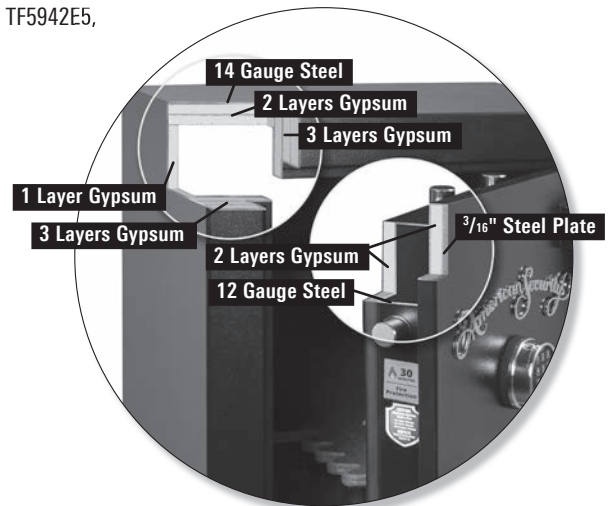
- Lined with Two Layers of Drywall on the Ceiling and Door
- Lined with One Layer of Drywall in All the Walls
- 30-Minute Factory Label
- Dual Door Seals to Protect Against Fire and Smoke

**FUNCTIONALITY**

- Decorative three-spoke handle on TF5924E5, "L" style handle on TF5517E5.
- Industry's Most Flexible Interior
- Door Organizer
- TF5924 has Storage for One Long Gun or on the Door



**TF SERIES CONSTRUCTION**

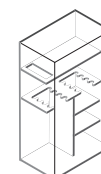


**STANDARD COLOR:**

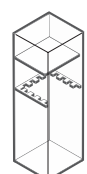
Textured Black (BK) with Black Nickel Hardware (LTN)

Model	Outside Dimension H x W x D	Thickness (Inches)		Interior Capacity	Wt. Lbs.
		Door Overall / Steel plate	Body		
TF5924E5	59" x 24" x 18"	3-5/8 / 3/16	14 ga	8-8-16 Gun + 1 Gun	388
TF5517E5	55-1/4" x 17-3/4" x 16"	3/4 / 3/16	14 ga	11 Gun	286

Dimensions listed are exterior dimensions. Add 3" to overall depth for lock and handle.



8-8-16 GUN INTERIOR TF5924E5



11 GUN INTERIOR TF5517E5

**HANDGUN SECURITY**



	<b>PS1210HD</b>	<b>PS1208EZ</b>	<b>HAS410</b>
<b>FEATURES</b>	<b>BEST</b>	<b>BETTER</b>	<b>BEST</b>
<b>TYPE</b>	Portable	Portable	Hide-a-Safe
<b>EXTERIOR DIMENSION</b>	10.25" x 12.5" x 4.25"	8.125" x 12.25" x 4"	12" x 10" x 4"
<b>WEIGHT</b>	24 Lbs.	11 Lbs.	20 Lbs.
<b>BODY</b>	10 ga. Solid Steel	14 ga. Solid Steel	10 ga. Solid Steel
<b>DOOR</b>	3/16" Solid Steel	14 ga. Solid Steel	3/16" Solid Steel
<b>LOCK</b>	Simplex Mechanical Push Button	Simplex Mechanical Push Button	Simplex Mechanical Push Button
<b>LOCKING BOLT</b>	1.5" x .5" Solid Steel Block	.5" x .5" Solid Steel Block	1.5" x .5" Solid Steel Block
<b>LOCK PROTECTION</b>	Solid Steel Lock Housing	Solid Steel Lock Housing	Solid Steel Lock Housing
<b>INTERIOR</b>	High Density Pluck Foam	High Density Pluck Foam	High Density Pluck Foam
<b>FINISH</b>	Granite Textured	Charcoal Gray	Granite Textured
<b>CARRY HANDLE</b>	Chrome Plated Collapsible	Chrome Plated Collapsible	Solid Steel Fixed
<b>ANCHOR HOLES</b>	Four	Four	Four (Top & Bottom)
<b>ORIGIN</b>	China	China	China



**GUN SAFE ACCESSORIES AND OPTIONS**



**8" COMPACT LED LIGHT KIT**

Provides greater visibility inside smaller AMSEC safes. Features two 8" light strips with high-intensity white LED lights and a motion sensor that automatically turns the lights on when motion is detected. The lights turn off 30 seconds after motion has stopped. This light kit can be installed on any AMSEC safe. Includes battery pack. Retrofit Only.



**36" LED LIGHT KIT**

Has two 36" light strips with high-intensity white LED lights and a motion sensor that automatically turns the lights on when motion is detected. The lights turn off 30 seconds after motion has stopped. This light kit can be installed on any AMSEC safe and is also available as a retrofit kit.


**"AR" RACK**

"AR" gun racks are fully adjustable and custom fit in the side shelf area of each "BF" series gun safe. Each rack is designed with enough clearance to accommodate extra large front sights or optics.



**DEHUMIDIFIER ROD**

Will constantly guard your guns against the threat of rust, pitting and moisture damage. Electrical access is required.



**PISTOL RACK**

Ideal for organizing pistols inside your safe. This four gun pistol rack sits on top of an interior shelf.



**POWER STRIP**

3 Outlet Power Strip with two USB ports.



**SMALL DRAWER:**

7" x 1 1/2" x 3 5/8"




**LARGE DRAWER:**

10" x 13 13/16" x 3 5/8"



**JEWELRY DRAWER**


Velvet lined jewelry drawer that can be installed on top or underneath most shelves.



**.50 CALIBER HANDLE**

5-Spoke handle. Available in Black Nickel only.

**PREMIUM UPGRADE PACKAGE FOR RF, BFX, BFII, NF AND SF SAFES**

When you choose to upgrade your American Security RF, BFX, BFII, NF or SF Series with a Premium Package, we'll add on some of our most popular options, including the Dehumidifier Rod, a Jewelry Drawer, an LED light kit\*, and a 3-outlet power strip with USB. (\*LED light kit standard on BFX or BFII gun safes).



**DESSICANT**


Prevents rust and moisture damage. Recommended for safes without electrical access.



**STOR-IT CABINETS**

**Storit-Cabinets**

These elegant, well-appointed **2-DRAWER AND 4-DRAWER INTERIOR CHESTS** are finely crafted in solid-wood maple drawer fronts and maple veneer and finished in a rich honey maple stain. Recessed drawer pulls give these cabinets a more streamlined appearance and makes for an easier fit into a variety of AMSEC safes. All drawers are elegantly lined in a silky, dark red felt with heavy-duty, ball-bearing drawer glides and include a variety of organizer inserts. Each insert can be removed for easy viewing, selecting and protection of your jewelry.



**2-DRAWER OPTION:**

- Top drawer includes a Three Compartment Ring Organizer and a Seven Compartment Jewelry Organizer. Bottom drawer can be used for bulky items or converts to a file drawer.
- Outside Dimensions: 16-1/2" x 15-7/8" x 14"
- Weight: 28 lbs.



**4-DRAWER OPTION:**

- Top drawer features a three compartment ring organizer and a seven compartment jewelry organizer. Drawer two features a three compartment necklace organizer. Drawer three features a four compartment watch organizer. Drawer four can be used for bulky items.
- Outside Dimensions: 16-1/2" x 15-7/8" x 14"
- Weight: 29 lbs.



**AVAILABLE IN THE FOLLOWING SAFE MODELS:**

**GUN SAFES:** RF6528, RF703620X6, RF582820X6, BFX7250\*, BFX7240, BFX6636, BFX6030, BFII7250\*, BFII7240, BFII6636, BFII6030

**BURGLARY/FIRE SAFES:** BF1716\* / BF3416\*

**CE AND CF MODELS:** 2518\* / 3524\* / 4524\* / 5524\* / 6528\* / 7236\*

**CSC MODELS:** CSC3018\* AND CSC4520\*

\* NO KIT NEEDED. CABINETS SLIDE RIGHT IN.

**THE SAFE CLOAK**



**HIDE YOUR GUN SAFE IN PLAIN SIGHT!**

Instantly disguise your gun safe with Amsec's Safe Cloak. Available in five different sizes, the Safe Cloak fits over your gun safe to instantly disguise it as a wood cabinet. Strong magnets and a sewn-in PVC board at the top easily and securely hold the cloak in place. The thermal-transfer, four-color wood-cabinet print is so good, it will fool not only passersby, but guests as well.

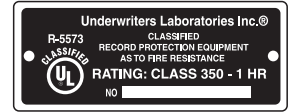
Available in the following sizes:  
6024, 6030, 6636, 7240, 7250.

# U.L. LISTED FIRE RATED BURGLARY SAFES

BF<sup>®</sup> SERIES SECURITY SAFES

The AMSEC BF<sup>®</sup> SERIES offers a unique design that combines all the security features of a burglary safe and the peace of mind achieved with a fire safe. The industry's first U.L. Listed, fire-rated burglary safe offers an affordable solution when burglary and fire protection are an essential part of your buying decision!

During Underwriter's Laboratories grueling testing procedures, the BF<sup>®</sup> SERIES earned the U.L. Listed Class 350°F One Hour Fire Label and the (RSC) Residential Security Container Burglary Label.



**BF2116 W/OPTIONAL PEDESTAL**



**BF2116 IN ONYX HIGH GLOSS WITH ESL10XL**



**BF1512 W/ESL10XL**



**OPTIONAL 8" LED LIGHT KIT WITH MOTION SENSOR AVAILABLE FOR ALL MODELS. SEE PAGE 11 FOR DETAILS.**

**BF<sup>®</sup> Safes Lifetime Replacement Warranty:** If your BF<sup>®</sup> safe is forceably entered, undergoes a drill, punch, or pry attack or is damaged by fire, your BF<sup>®</sup> safe will be replaced free of charge. Just return the safe freight prepaid to the factory accompanied with the fire report. Contact your dealer for further details.

## FEATURES

- The best warranty in the business. Lifetime fire replacement and one year parts and labor.
- U.L. 1-Hr. 350°F fire rating. Tested at temperatures up to 1700°F
- ETL certified 60-minute fire protection on BF3416.

## DOOR:

- 3/2" thick, consisting of 1/2" plate steel with a unique proprietary fire and burglary resistant material.
- Dual seal design utilizes a silicone foam seal with a heat-expanding Palusol intumescent seal.
- U.L. listed Group II lock with spring-loaded auxiliary relock device.
- 1/4" heavy duty carburized hardplate.

## BODY:

- 2<sup>5</sup>/<sub>8</sub>" thick, consisting of 1/8" outer and inner steel plates creating a burglary resistant structure enclosing a unique proprietary fire resistant material.

- Three massive 1" diameter solid steel chrome-plated locking bolts. A full length dead bar locks deep into the body preventing door removal during a forced entry attempt.
- Heavy duty steel hinges provide easy smooth door operation.
- One recessed anchor bolt hole and mounting hardware are provided to securely anchor safe.
- Plush velour interior.
- Attractively accented with a brass, chrome or black nickel handle and decorative emblems.
- Available in several durable and attractive textured or high gloss finishes.
- Optional electronic locks are available. **SEE PAGES 38-42.**
- Optional storage cabinets available on models BF3416 and BF1716. **See page 12.**
- Optional BF Safe Pedestals available. Designed to carry weight and be secure, these heavy-duty risers place your "BF" security safe at a convenient height.

## INTUMESCENT DOOR SEAL:

**Palusol<sup>®</sup>**



When the intumescent seal is exposed to high temperature (above 250°F), it expands to as much as 8 times it's original thickness. In this expanded or reactive state, it has very high thermal insulating capacity and resistance to breakdown. This provides a strong positive seal between the door and body, preventing heat influx.

Model	Inside Dim H x W x D	Outside Dim <sup>^</sup> H x W x D	Clear Door H x W	Cu. In.	Wt	Shelves
BF1512	15 x 12 x 13	20-1/4 x 17-1/4 x 18-3/4	15 x 12	2,340	288	1
BF1716	17 x 16 1/2 x 16	22-1/4 x 21-3/4 x 21-3/4	17 x 16 1/2	4,488	412	1
BF2116	21 x 16 1/2 x 14 1/2	26-1/4 x 21-3/4 x 20-1/4	21 x 16 1/2	5,024	476	1
BF3416 †	34 x 16 1/2 x 16	39-1/4 x 21-3/4 x 21-3/4	34 x 16 1/2	8,976	690	2

*BOLT DOWN KIT INCLUDED, ^ADD 2" FOR DIAL & HANDLE, † ETL Certified 60-Minute Fire Rating*

### High-Gloss Exterior Colors:

*Burnt Orange (BO), Pearl Essence (PE), Platinum Metallic (PL), Charcoal Metallic (CM), Onyx (OX), Rosso Corsa Red (RC), Sapphire Blue (SB)*

### Textured Exterior Colors:

*Granite (GR), Sandstone (ST), Black (BK), Chocolate Brown (CB)*

## BFS SERIES U.L. & ETL CERTIFIED BURGLARY & FIRE SAFES

### STANDARD FEATURES


- ETL Verified Fire protection of 1770° F for 60 minutes
- U.L. Residential Security Container (RSC) Burglary classification

### BODY

- 2.31" double wall steel construction
- Door thickness: 1 1/2"
- One anchor hole with hardware
- Unique fire resistant barrier

### COLOR

- Durable and attractive black body with gray door.



Model	Inside Dimension H x W x D	Outside Dimension H x W x D	Cu. In. Capacity	Wt
BFS1512E1	15-1/4 x 12-1/2 x 12-3/4	20-1/8 x 17-1/8 x 19-3/8	2,430	243
BFS2214E1	22-1/4 x 14-1/2 x 15	27-1/8 x 19-1/8 x 21-3/4	4,839	342
BFS2815E1	28-1/4 x 15 x 15-1/2	33 x 20 x 22-3/4	6,568	490
BFS3416E1	34-1/2 x 16-3/8 x 16-3/4	39-1/8 x 21 x 23-3/4	9,462	682

## BFS912E5LP U.L. & ETL CERTIFIED BURGLARY & FIRE SAFE

The **BFS912E5LP** combines burglary and fire protection in a compact safe.



### RATINGS

- ETL Verified Fire protection of 1775° F for 80 minutes
- U.L. Residential Security Container (RSC) Burglary classification

### BODY

- 1-3/4" double wall steel construction
- 3/16" steel barrier
- Unique fire resistant barrier
- Interlock fire-safe jamb
- Two anchor holes with hardware

### DOOR

- 3/8" solid steel plate
- Unique fire resistant barrier
- ESL5LP, U.L. Type 1 High Security electronic lock
- Illuminated keypad



- 15 min. penalty lockout
- One 9-volt battery
- Massive hardplate and two relock devices
- Three 3/8" x 1" steel locking bolts.
- Three 3/8" x 1" steel dead bolts.

### COLOR

- Durable and attractive black body with gray door.

Model	Inside Dimension H x W x D	Outside Dimension H x W x D	Cu. In. Capacity	Weight	Shelves
BFS912E5LP	9 x 12-1/2 x 11	12-3/4 x 16-1/4 x 16-3/8	1,238	126	0



AM SERIES HOME SECURITY SAFES




ETL Intertek **45** MINUTES **Fire Protection**

FEATURES

- Powder-Coated Blue with Black Nickel Hardware
- Gray Fabric Interior
- Backlit U.L. Listed ESL5 Electronic Lock

- 12-Gauge Steel Body
- Drywall Lined
- 45-Minute ETL Fire Rating
- Three-Way Bolt Work
- Electrical Access Hole
- 4 Pre-Cut Anchor Holes
- 1 Year Parts and Labor Warranty



OPTIONAL 8" LED LIGHT KIT WITH MOTION SENSOR AVAILABLE FOR ALL MODELS. SEE PAGE 11 FOR DETAILS.

Model	Outside H x W x D	Inside H x W x D	Cubic Inches	Thickness Door	Thickness Body	Wt. Lbs.	Interior Shelves	Bolts
AM2020E5	20 x 20 x 20	17 x 18¼ x 14½	4,710	1½	12 ga	180	1	6
AM3020E5	30 x 20 x 20	27 x 18¼ x 14½	7,402	1½	12 ga	230	2	8
AM4020E5	40 x 20 x 20	37 x 18¼ x 14½	10,094	1½	12 ga	282	3	8

**CSC SERIES COMPOSITE SAFES**

**AMSEC CSC SERIES COMPOSITE SAFES** are an affordable solution when you want to protect both documents from fire and valuables from burglary attacks. During extreme testing procedures the **CSC SERIES COMPOSITE** safes passed a 2-Hour, 350°F factory fire test certification.



*Interior temperature less than 350°F for a period of 2 hours at 1700°F*



**CSC4520**  
**WITH OPTIONAL**  
**ESL10XL ELECTRONIC LOCK**




**CSC3018**



**CSC1913**



**CSC1413**



**OPTIONAL**  
**STOR-IT**  
**CABINETS**  
**AVAILABLE IN**  
**MODELS CSC3018**  
**AND CSC4520.**  
**NO KIT NEEDED,**  
**DRAWERS SLIDE**  
**RIGHT IN.**  
**SEE PAGE 12 FOR**  
**MORE DETAILS**

**FEATURES:**

**DOOR:**

- Overall thickness of 4-5/8" and is constructed with a 2" defense barrier of outer and inner steel plates creating a burglary resistant structure enclosing a unique proprietary, fire resistant material.

**BODY:**

- 2-7/8" double wall steel construction enclosing a unique, high-density fire and burglary resistant composite material.
- Durable powder coated adjustable shelves.
- Removable casters provide easy delivery and installation.
- Fire Endurance:
- 2 hour, 350°F factory fire rating. Tested at temperatures up to 1700°F.
- Heat expandable intumescent door seal guards contents against severe fires.

**LOCKING MECHANISM:**

- Two to four 1½" diameter solid steel chrome-plated locking bolts.
- Two to three 1½" diameter solid steel dead bolts lock deep into body preventing door removal during a forced entry attempt.
- U.L. Listed Group II combination lock with chrome-plated spy-proof dial. Optional electronic locks available.
- Lock protected by a tempered glass relock device.
- Heavy duty steel hinges provide easy, smooth door operation.
- One internal counter-sunk anchor hole and mounting hardware are provided to securely anchor safe.
- Attractively accented with a full width facia panel and matching three point handle,
- Durable and attractive charcoal gray textured finish.

Model	Inside Dim H x W x D	Outside Dim* H x W x D	Cu. In.	Wt	Shelves	Rubber Feet or Casters
CSC1413	14 x 12-½ x 12-¼	19-½ x 18 x 19-¾	2,135	256	1	Rubber Feet
CSC1913	19 x 12-¾ x 12	24-½ x 18 x 19-¾	2,898	318	2	Rubber Feet
CSC3018	30 x 18 x 16-½	35-½ x 23-½ x 24	8,802	480	3	Casters
CSC4520	45 x 20 x 21-¼	50-½ x 25-½ x 28-¾	19,080	944	4	Casters

\* Add 2" to outside depth for handle, dial and hinge projection.

\* Add ¼" (casters) and 1" (rubber feet) to outside height.

**OPTIONAL 8" LED LIGHT**  
**KIT WITH MOTION SENSOR**  
**AVAILABLE FOR ALL**  
**MODELS. SEE PAGE 11 FOR**  
**DETAILS.**



COMMERCIAL SECURITY SAFES

**EST SERIES HOME SECURITY SAFES**

**FEATURES:**

- DL6000 bounce-proof electronic lock with a large LCD display allows smooth and easy operation.
- LCD display shows low-battery indicator, time, date and keypad.
- Emergency key-lock override system with two (2) keys, power override battery box, built-in spy-proof function and motion detector alert.
- Heavy 14 gauge solid steel construction, plus dual live bolts made also of heavy gauge steel.

- Can be bolted to the wall or floor.
- Carpeted base.
- Pry-resistant recessed door with internal hinges for anti-theft protection.
- Anchor hardware standard.
- Models EST1014 and EST2014 have one removable shelf.
- Warranty: 1 year parts and labor.



EST813



EST916



EST1014



EST2014

Model	Inside Dimension H x W x D	Outside Dimension H x W x D	Clear Door	Cu. In. Capacity	Wt
EST813	7-11/16 x 12 1/16 x 5-3/8	7-7/8 x 12-1/4 x 8	5-3/4 x 8-1/4	499	16
EST916	8-13/16 x 15-13/16 x 11-1/8	9 x 16 x 13-1/4	6-3/4 x 12-1/8	1,550	27
EST1014	9-9/16 x 13-15/16 x 7-3/4	9-3/4 x 14-1/8 x 9-3/4	7-5/8 x 10-1/4	1,032	22
EST2014	19-9/16 x 13-9/16 x 10	19-3/4 x 13-3/4 x 12-1/4	17-1/8 x 9-1/4	2,602	40

**IRC916 IN-ROOM ELECTRONIC SAFE**



**AMSEC's IN-ROOM ELECTRONIC SAFE**, with its easy installation, maintenance and management features has become a popular safe in the hospitality industry. Designed with the traveling guests in mind, the IRC916E will adequately secure laptop computers, cameras, jewelry and other valuables in the most user-friendly safe made.

**FEATURES:**

- Heavy duty steel construction offers excellent burglary protection.
- Convenient motorized locking system, incorporating the latest technology.
- Easy to read, large LED display lets you know the status of the safe.
- 4 to 6 digit combination, standard hotel room configuration (customer sets new combination every time safe is used, quickly and easily), or electronic credit card.
- Reliable ADA approved keypad.

- Runs on 4 AA batteries. If batteries should go dead, each safe has a by-pass power cable.
- Lock-out penalty if the combination is entered wrong, the safe will lock up for 15 minutes, frustrating the would-be burglar.
- Emergency key-lock override system with 2 keys.
- Spacious interior fits most lap top computers.
- Two anchor holes with mounting hardware included.
- Attractive carpeted bottom hides anchor bolts.

- Electrostatic powder-coated finish in textured black.
- Guest instruction label included.
- Packaged for UPS shipment.

**OPTIONS:**

- Hand-held, programming device, offering audit trail and electronic override (IRCPRG).



Model	Inside Dimension H x W x D	Outside Dimension H x W x D	Clear Door	Cu. In. Capacity	Wt
IRC916E	8-13/16 x 15-13/16 x 12	9 x 16 x 14	6-9/16 x 13	1,672	29



# U.L. LISTED 2-HOUR FIRE AND IMPACT SAFES



UL1812ST



OPTIONAL 8" LED LIGHT KIT WITH MOTION SENSOR AVAILABLE FOR ALL MODELS. SEE PAGE 11 FOR DETAILS.

### U.L. SAFES LIFETIME REPLACEMENT WARRANTY:

All AMSEC U.L. Listed fire safes are protected by a LIFETIME FREE REPLACEMENT GUARANTEE, assuring the original owner free replacement of safes that are damaged beyond repair by a fire with a current production model of comparable value. The damaged safe must be returned freight prepaid to the factory within 30 days of the loss, accompanied by a properly filed fire department report.

### U.L. FIRE RESISTIVE RATING CLASSIFICATION

THE FOLLOWING IS AN EXPLANATION OF THE UNDERWRITER'S LABORATORIES' FIRE RESISTANT CONTAINER TESTING PROCEDURES ON THE CLASS 350°F, ONE HOUR AND TWO HOUR FIRE LABELS.

U.L. Label/Class 350°F-one hour and Class 350°F-two hour. The safe will maintain an interior temperature less than 350°F when exposed to fire for a period of one hour at 1700°F or for a period of two hours at 1850°F. Safe must successfully undergo all other requirements for the Fire Endurance Test, Explosion Hazard Test and the Fire/Impact Test as stated below.

#### FIRE ENDURANCE TEST

After heat sensors and paper are placed inside the safe, the unit is locked and exposed to a uniformly distributed fire. The furnace is regulated to reach a maximum temperature of 1700°F for a period of one hour, or 1850°F for two hours, then allowed to cool without opening the furnace. The interior temperature is recorded throughout the test and during the cooling period until a definite drop is shown and must never exceed 350°F.

Once cooled, the unit is opened and examined for usability. The units locking mechanisms and parts fastenings are examined for security and the interior examined for visible evidence of undue heat transmission.

### FEATURES:

- The best warranty in the business. Lifetime fire replacement and one year parts and labor.
- U.L. listed Class 350°F two hour fire and impact rating.
- Safes withstand fires of up to 1850°F for two hours and a 30' drop – equivalent to falling through a 2 story burning building.
- Increased barriers for burglary protection. Impressive 3½" thick recessed door with 5/8" thick front for excellent pry resistance.
- Handle activated locking mechanism with 7/8" diameter solid steel chrome plated locking bolts offering smooth operation.
- Internal anchor bolt hole with hardware.
- U.L. listed Group II key changeable combination lock with relock. 1 million possible combinations.
- Auxiliary spring-loaded relock device activated by severe attack.
- Heavy duty steel hinges provide additional security and smooth operation.
- For your convenience, rubber feet are standard on models UL1511 – 1812X.
- Heavy duty rolling casters on UL2018 and up.
- Attractively accented with a brass or chrome handle, decorative emblems and plush velour interior.
- Available in durable Sandstone or Granite textured finishes.

Model	Inside Dim H x W x D	Outside Dim* H x W x D	Cu. In. Capacity	Wt	Shelves
UL1511	15-¼ x 11 x 12	21 x 17 x 18-½	2,139	246	1 Adj. Shelf 1 Base
UL1812	18-½ x 12-½ x 12	25 x 18 x 18-½	2,775	272	1 Adj. Shelf 1 Base
UL1812X	18-½ x 12-½ x 17	25 x 18 x 23-½	3,931	298	1 Adj. Shelf 1 Base
UL2018	20 x 18 x 18	30-¼ x 25-½ x 25-½	6,480	542	2 Adj. Shelf 1 Base
UL3918	39 x 18 x 18	49-¼ x 25-½ x 25-½	12,636	808	2 Adj. Shelf 1 Base

\*ADD 2" FOR HANDLE, DIAL AND HINGE PROJECTION. OUTSIDE HEIGHT INCLUDES 1" HIGH RUBBER FEET ON MODELS UL1511-UL1812XD; 2¼" FOR CASTERS ON THE TWO LARGEST MODELS.

Hardware on above safes specify (\*): Brass (LTG) on Sandstone and Chrome (LTE) on Granite  
Color Options Specify (\*\*): (GR) = Granite, (ST) = Sandstone



### EXPLOSION HAZARD TEST

The safe is locked and placed into a furnace preheated to 2000°F. This temperature is maintained for 30 minutes (2 hour test is 45 minutes) and if no explosion results, the unit is allowed to cool without opening the furnace doors. Once cooled, the unit is opened and examined for usability. The units locking mechanisms and parts fastenings are examined for security and the interior examined for visible evidence of undue heat transmission.

### FIRE IMPACT TEST (MANUFACTURER'S OPTION)

After the explosion hazard test the safe is removed from the furnace and within two minutes is dropped 30' onto a riprap of brick on a heavy concrete base. After impact the unit is examined for deformation, rupture of parts, damaged insulation and any other openings into the interior of the unit. Once cooled, the unit is inverted and reheated to 1550°F for a period of 30 min. (2 hour test: 45 min. at 1638°F).

Once cooled, the unit is opened and examined for usability. The units locking mechanisms and parts fastenings are examined for security and the interior examined for visible evidence of undue heat transmission.

U.L. 350°F - 2 HR  
FIRE ENDURANCE TEST

1850°

U.L. 350°F - 1 HR  
FIRE ENDURANCE TEST

1700°

AVERAGE  
HOUSE FIRE

1200°

PAPER CHARS


450°

INTERIOR  
TEMPERATURE

350°

# FS SERIES IMPORTED U.L. LISTED 1-HR FIRE SAFES

The economical range of our **IMPORTED RESIDENTIAL FIRE SAFES** are the answer's to today's high incidence of residential fires. Our Fire Safes also provide burglary protection making them ideal for home and light commercial applications.



### MODELS FS914E5LP & FS149E5LP


- U.L. Listed 350°F 1-Hour fire rating.
- U.L. Listed ESL5LP E-lock. Features include:
  - Illuminated Keypad
  - Factory Reset Combination for resolving lost combinations
  - Beep and flash from every keystroke
  - Lock can be programmed to silence the beep in stealth mode.
  - 15-Minute Penalty Lockout after four incorrect entries
- One (1) drawer shelf
- Handle operated side-locking mechanism with two chromed locking bolts.
- Two deadbolts prevent door removal
- Four (4) rubber feet.
- Models FS914E5LP and FS149E5LP have One (1) internal anchor hole and hardware.
- Attractive Black Granite finish.

### IMPORTED RESIDENTIAL

#### FIRE SAFES (COMBO) FEATURES: FS914 / FS149:

- U.L. Listed 350°F 1-Hour fire rating.
- Models FS914 and FS149 have four (4) rubber feet and one (1) drawer shelf
- Key operated side-locking mechanism with two chromed locking bolts.
- Two deadbolts prevent door removal
- (1) internal anchor hole and hardware,
- Attractive Black Granite finish.

AMSEC's FS Series is the only 1hr.  
economical fire safe with a high-security  
electronic lock.



### MODEL FS1814E5

- U.L. Listed 350°F 1-Hour fire rating.
- U.L. Listed ESL5 E-lock. Features include:
  - Illuminated Keypad
  - Factory Reset Combination for resolving lost combinations
  - Beep and flash from every keystroke
  - Lock can be programmed to silence the beep in stealth mode.
  - 15-Minute Penalty Lockout after four incorrect entries
- Handle operated locking mechanism with three-way boltwork.
- Two deadbolts prevent door removal.
- One (1) key-lock drawer and one adjustable shelf.
- One (1) internal anchor hole and hardware,
- Attractive Black Granite finish.

**OPTIONAL 8" LED LIGHT  
KIT WITH MOTION SENSOR  
AVAILABLE FOR ALL  
MODELS. SEE PAGE 11 FOR  
DETAILS.**



### Residential Fire Safes (Electronic and Combo)

Model	Inside Dim H x W x D	Outside Dim* H x W x D	Clear Door	Cu. In.	Wt
FS914E5LP	9-3/4 x 15-1/4 x 9-7/8	14 x 19-1/2 x 15-3/8	9-3/4 x 15-1/4	1,438	96
FS149E5LP	15-1/4 x 9-3/4 x 9-7/8	19-1/2 x 14 x 15-3/8	15-1/4 x 9-3/4	1,468	96
FS914	9-3/4 x 15-1/4 x 9-7/8	14 x 19-1/2 x 15-3/8	9-3/4 x 15-1/4	1,438	96
FS149	15-1/4 x 9-3/4 x 9-7/8	19-1/2 x 14 x 15-3/8	15-1/4 x 9-3/4	1,468	96
FS1814E5	18-1/4 x 13-1/8 x 12-3/8	23-3/4 x 18-7/8 x 18-1/2	18-1/4 x 13-1/8	2,964	164

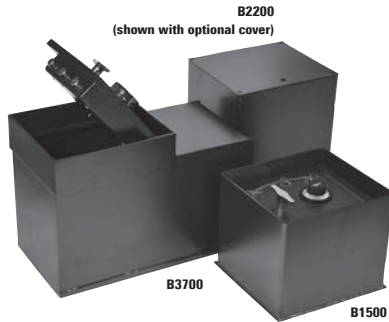
\*Add 2" for handle, dial and hinge projection.

Model FS1814E5 has one key-lock drawer and one adjustable shelf.

Dimensions have been converted from metric measurements. Please allow +1/4" to 1/2" variation for both outer and inner dimensions listed.

## BRUTE AND SUPER BRUTE

**All BRUTE SERIES** safes are designed to provide secure storage for documents, jewelry, precious metals and miscellaneous valuables at an economical price. When properly installed in a concrete floor, **BRUTE SERIES** safes provide excellent fire and burglary protection. **BRUTE** floor safes meet and exceed the requirements of the Insurance Offices Manual of Burglary Insurance. You may also add many options to customize your safe such as: A drop slot in the door, depository chute, digital keypad lock and keylocking dial to name a few. **BRUTE SERIES** safes may be installed in the floor, wall, cladding or within a larger safe.



### BRUTE SERIES

#### STANDARD FEATURES:

- Charcoal Gray textured body and door.
- Attractive design offers strong reliable welds to protect against burglary attacks and reduce possible leakage.
- U.L. listed Group II combination lock.
- An additional spring-loaded relocking device, activated by a punching attack.
- Lock and relocks are protected by a large carburized hardplate.
- Handle activated locking mechanism consisting of five 3/4" locking bolts in Brute safes and three 1" diameter locking bolts in Super Brute safes. Each bolt is drive resistant, chromed steel with a long throw.
- One piece heavy duty dead bar behind hinge prevents removal of door even if hinges are removed during a forced entry attempt.
- Doors are interchangeable within product group.

#### BODY:

- Oversize floor plate ensures strong installation in concrete.
- Flush cover plate.
- Solid steel hinge mechanism using 3/8" diameter steel hinge pins and internal mounting bolts.

### SUPER BRUTE SERIES

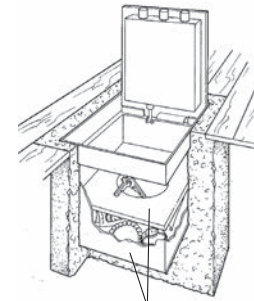
#### ADDITIONAL FEATURES:

- The **SUPER BRUTE**'s new door jamb design is manufactured with state-of-the-art equipment, with built-in devices offering the ultimate protection against sledgehammer attack.
- 3/4" solid steel plate door is standard.
- Doors are removable and interchangeable.
- A large, convenient 10 3/4" x 11 1/8" door opening for bulky items.
- One sliding shelf with double wide model (B3700).
- Attractive carpeted floor in every unit.

### BRUTE RECTANGULAR BODY, WIDE DOOR

#### ADDITIONAL FEATURES:

- A large, convenient 10 3/4" x 16" door opening, for large bulky items or cash tray storage.
- 1/2" solid steel plate door.



DOUBLE COMPARTMENT



BRUTE SLOTTED DOOR

#### Slotted Doors

Slotted doors are also available on freestanding plate safes, freestanding clad, composite chests, interior lockers and interior drawers.

Slotted door not recommended for use on B1500.

Note: Safes with slotted doors are not recommended for overnight storage.

### SUPER BRUTE FLOOR SAFES

#### LIFETIME REPLACEMENT WARRANTY

For more information visit our website at: [amsecusa.com/support/warranty-information/](http://amsecusa.com/support/warranty-information/)

#### Super Brute "B" Rate Rectangular Hinged Door Floor Safes

Model	Inside Dimension H x W x D	Outside Dimension H x W x D	Clear Door H x W	Cu. In. Capacity	Wt.
B1500 *	12-1/4 x 13-5/8 x 8-3/4	12-3/4 x 14-1/8 x 11-3/4	10-3/4 x 11-1/8	1377	102
B2200 *	12-1/4 x 13-5/8 x 13-15/16	12-3/4 x 14-1/8 x 17	10-3/4 x 11-1/8	2203	118
B2900 *	12-1/4 x 13-5/8 x 18-5/16	12-3/4 x 14-1/8 x 21-3/8	10-3/4 x 11-1/8	2872	134
B3800 *	11-7/8 x 18-5/8 x 18-1/4	12-3/4 x 19 x 21-1/2	10-3/4 x 11-1/8	3864	136
B3700 *	11-7/8 x 23-3/8 x 13-5/8	12-3/4 x 24 x 16-3/4	10-3/4 x 11-1/8	3785	145
B5800 *	11-7/8 x 35 x 13-5/8	12-3/4 x 36 x 16-3/4	10-3/4 x 11-1/8	5758	185

\*Constructed of 3/4" door and B-Rate body.

#### Brute Wide Door "B" Rate Rectangular Hinged Door Floor Safes

Model	Inside Dimension H x W x D	Outside Dimension H x W x D	Clear Door H x W	Cu. In. Capacity	Wt.
B1806	12-1/4 x 18-1/2 x 6	13-1/4 x 19-1/2 x 9	10-3/4 x 16	1360	102
B1810	12-1/4 x 18-1/2 x 10	13-1/4 x 19-1/2 x 13	10-3/4 x 16	2281	116
B1816	12-1/4 x 18-1/2 x 16	13-1/4 x 19-1/2 x 19	10-3/4 x 16	3626	142
B1816D *	12-1/4 x 18-1/2 x 5-5/8 (top) 12-1/4 x 18-1/2 x 10 (btm)	13-1/4 x 19-1/2 x 19	10-3/4 x 16 (top) 6-3/8 DIA (btm)	1303 (top) 2266 (btm)	152

\*Double Compartment - Slotted inner door. Slotted door not recommended for use on B1806.



## STAR® ROUND LIFT-OUT DOOR



**FLOOR SAFES** are engineered with advanced security features. STAR Tube safes have been the standard for gas stations, fast food, small retail establishments and home owners for over 70 years.

### "C" RATE LIFT-OUT DOOR FEATURES:

- Manipulation resistant, unitized key changeable lock protected by a revolving carburized hardplate.
- Removable dial and drive/drill resistant spindle preventing damage from burglary attack and additional protection from hold-up.
- Door, 7-1/4" clear opening, is 1-3/4" solid steel.
- Door is securely locked by three bolts each requiring over 25,000 pounds to shear.
- Each locking bolt has its own hardened steel positive relocking bolt.
- Body — Heavy "B" rate construction.


### OTHER FEATURES:

- Water resistant, high impact molded dust cover with rubber "O"-ring seal does not rattle or slide like most covers.
- STAR's double compartment models provide the commercial user with the most effective cash handling system available. Hold-up as well as burglary protection is greatly enhanced by use of this type of safe.
- Available with dual key inner compartment. Manager holds one key, the armored car driver, or employee holds the second.



STAR® "C" RATE TUBULAR BODY SAFES

STAR "C" RATE SLOTTED ROUND DOOR with 3/8" x 3 1/2" slot



#### Slotted Doors

Slotted doors are also available on freestanding plate safes, freestanding clad, composite chests, interior lockers and interior drawers.

Note: Safes with slotted doors are not recommended for overnight storage.



OPT. KEYLOCK DOOR



WATER RESISTANT DUST COVER

Model	Inside Dim H x W x D	Outside Dim H x W x D	Clear Door H x W	Cu. In. Capacity	Wt.
C3 / K3 †	8-1/4 DIA x 5-3/4	8-3/4 DIA x 9	7-1/4 DIA	280	40
C5 / K5 †	8-1/4 DIA x 10	8-3/4 DIA x 13 1/2	7-1/4 DIA	510	48
C7 / K7 †	8-1/4 DIA x 16	8-3/4 DIA x 19	7-1/4 DIA	785	55
CD5 */ KD5 †	8-1/4 DIA x 4-1/4 (top) 8-1/4 DIA x 4 1/2 (btm)	8-3/4 DIA x 13 1/2	7-1/4 DIA (top) 6-3/8 DIA (btm)	225 (top) 240 (btm)	54
CD7 */ KD7 †	8-1/4 DIA x 5-1/4 (top) 8-1/4 DIA x 9 (btm)	8-3/4 DIA x 19	7-1/4 DIA (top) 6-3/8 DIA (btm)	175 (top) 480 (btm)	66

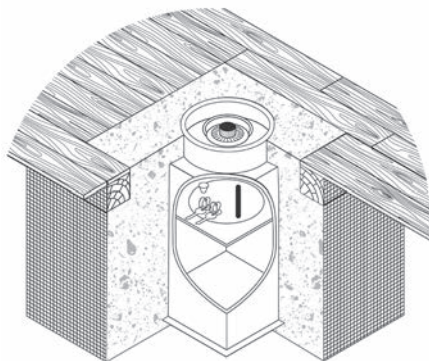
\*Double Compartment - Slotted Inner Door † (K) = Key lock door

## STAR® RECTANGULAR BODY, ROUND LIFT-OUT DOOR



Rectangular Body, Round Lift-out Door "B" RATE FLOOR SAFES offer a large cubic inch capacity at a reasonable price. Strong, continuously welded steel bodies are offered with our standard "C" rate lift-out combination door and water-resistant dust cover.

CUTAWAY VIEW OF STAR® DOUBLE COMPARTMENT INSTALLED IN CONCRETE



When properly installed in concrete, STAR® Floor Safes provide excellent fire and burglary protection. Now, with the water resistant dust cover, you get protection from water as well.


### "C" RATE LIFT-OUT FEATURES

#### DOOR:

- Utilizes the STAR high security "C" Rate door.

#### BODY:

- "B" Rate construction available in double compartment models (D) or outside drop chute (BDP).



Model	Inside Dimension H x W x D	Outside Dimension H x W x D	Clear Door H x W	Cu. In. Capacity	Wt.
B6	12 x 10 x 5-1/4	12 1/2 x 11-1/4 x 9-3/4	7-1/4 DIA	630	62
B17	12 x 12 1/2 x 10	13 x 13 x 15	7-1/4 DIA	1500	98
B24	12 x 12 1/2 x 14 1/2	13 x 13 x 19	7-1/4 DIA	2175	122
BD24 *	12 x 12 1/2 x 5 1/2 (top) 12 x 12 1/2 x 10 (btm)	13 x 13 x 20	7-1/4 DIA (top) 6-3/8 DIA (btm)	825 (top) 1500 (btm)	130
BDP24 *	12 x 12 1/2 x 4-1/4 (top) 12 x 12 1/2 x 13-3/4 (btm)	13 x 13 x 22	7-1/4 DIA (top) 6-3/8 DIA (btm)	638 (top) 2063 (btm)	142

\*Double Compartment-Slotted Inner Door. \*\*Double Compartment - Solid Inner Door with Outside Drop Chute

## WALL SAFES

**AMSEC WALL SAFES** are designed to provide hidden protection for documents and miscellaneous valuables. Each wall safe is also designed for easy installation between 16" o/c wall studs. Pre-drilled anchor holes and a built-in flange eliminates unnecessary replastering.



WEST2114

### WEST2114

**FEATURES:**

- Heavy duty steel body, 3/16" solid steel door and flange.
- Extra spacious interior, while still offering the convenience of fitting between studs.
- DL6000 bounce-proof electronic lock with a LCD display allows smooth and easy operation.
- LCD display shows low-battery indicator, time, date and keypad.
- Emergency key-lock override system with two (2) keys, power override battery box, built-in spy-proof function and motion detector alert.
- Heavy gauge solid steel construction, plus dual live bolts made also of heavy gauge steel.
- Carpeted base.
- Pry-resistant recessed door with internal hinges for anti-theft protection.
- Two removable shelves.
- Cream colored, durable powder coated finish.
- Packaged for UPS shipment.



WS1014

### WS1014

**FEATURES:**

- U.L. listed Group II key changeable lock, with relock and 1 million possible combinations.
- Electronic lock optional.
- Flat dial allows flush mounted installation.
- 3/16" thick solid steel door with dead bar.



WS1214E5

### HEAVY-DUTY WS1214E5

**FEATURES:**

- Same features as Super Brute Floor safes. Please see page 20.
- Two removable shelves. Extra deep interior.
- AMSEC's ESL5 electronic lock with illuminated keypad.



WFS149E5LP

When fire is a concern, there is no better wall safe than the WFS149 or WFS149E5LP.

### WFS149

**FEATURES:**

- UL Listed one hour fire rating, ensuring the inside temperature never exceeded 350° F (paper chars at 450° F).
- Extra deep interior, with one (1) convenient drawer shelf.
- Combo lock with key operated side-locking mechanism incorporating one chromed locking bolt.
- Each safe is equipped with side locking boltwork mechanism incorporating 1/2" steel deadbolts.
- Impressive 1/2" thick door with attractive Black Granite finish.

### WFS149E5LP WITH ESL5LP ELECTRONIC LOCK:

- Illuminated Keypad
- Factory Reset Combination for resolving lost combinations without requiring expensive service calls.
- Beep and flash from every keystroke gives maximum feedback to the user.
- Lock can be programmed to silence the beep in stealth mode.
- 15-Minute Penalty Lockout after four incorrect entries protects against manipulation attempts.
- One 9-volt battery can be easily replaced in the keypad housing.

Model	Inside Dimension H x W x D	Outside Dimension H x W x D	Clear Door H x W	Cu. In.	Wt.
WS1014	10 x 13-3/4 x 3-1/2	10-1/4 x 14 x 4	9-5/8 x 12-3/4	481	20
WFS149*	15-1/4 x 9-3/4 x 9-7/8	19-1/2 x 14 x 15-3/8	15-1/4 x 9-3/4	1468	104
WFS149E5LP*	15-1/4 x 9-3/4 x 9-7/8	19-1/2 x 14 x 15-3/8	15-1/4 x 9-3/4	1468	104
WS1214E5	12-1/4 x 13-5/8 x 5-1/4	12-5/8 x 14 x 10	10-3/4 x 11-1/4	876	86
WEST2114	20-7/8 x 13-3/4 x 2-7/8	21-1/8 x 13-7/8 x 4	19-1/4 x 10-1/4	733	31

\* 350° F, UL Listed, 1-Hr fire rated wall safe.

UNDERCOUNTER SAFES

**AMSEC'S UNDERCOUNTER SAFES** limit excess cash register funds by providing instant protection for interim deposits of cash or checks via the anti-fish deposit slot. Securely positioning the safe next to the cash register limits exposed cash and reduces the threat of robbery and internal theft. Adaptable for multi-unit installation use, ideal for gun control, staff use, athletics clubs, security areas and much more.



**(LOCK OPTION -2)  
TB0610-2**  
Medeco® single  
key camlock



**(LOCK OPTION -7)  
TB0610-7**  
Best removable core  
key lock  
(core not included)



**(LOCK OPTION -1)  
TB0610-1T**  
Single key camlock



**(LOCK OPTION -4)  
TB0610-4**  
Dual custody safe deposit  
key lock



**HEAVY DUTY SERIES**

**MODEL K1**

- 1/4" thick A36 solid steel plate hinged door.
- Full width slot over door.
- A saw tooth baffle guards against pilferage or fishing.
- Your choice of a single key Medeco® lock (K-1), or a Chicago single key lock (K-1A).
- "B" Rate steel construction.
- May be installed vertically or horizontally.
- May be mounted on or under counter as space permits.
- Durable, impact resistant Charcoal Gray textured finish.

**FEATURES:**

- Heavy gauge solid steel construction.
- Full width deposit slot over door equipped with an "anti-fish" saw tooth baffle to guard against pilferage or fishing.
- Heavy-duty piano hinges.
- Available with six different lock options to fit your specialized security requirements.
- Units can be bolted together utilizing bolt holes.
- Interchangeable doors allow flexible means of changing locking mechanisms without replacing the entire unit.
- Two anchor holes provided on all four sides.
- Attractive and durable powder coated black finish.

**LOCK OPTIONS:**

- Single key camlock equipped with two keys. (Lock option -1)
- Chicago 7 pin radial key camlock, equipped with 2 keys. (Lock option 1T)
- Medeco® U.L. listed high security single key camlock supplied with two keys. Medeco's restricted keyways protect against unauthorized key duplication. (Lock option -2)
- Dual custody safe deposit key lock (two keys required to open safe). (Lock option -4)
- Best removable core key lock supplied without core. A removable core system lets you change the combination of any lock in seconds and can easily expand to include new facilities. Supplied without core. (Lock option -7, without core).
- Optional custom key control systems designed to your security requirements:
  - 1) Master Keyed
  - 2) Keyed Alike
  - 3) Keyed Different

Model	Inside Dimension H x W x D	Outside Dimension H x W x D	Clear Door H x W	Cu. In.	Wt.
TB0610	5-7/8 x 5-7/8 x 8-3/8	6 x 6 x 10	5-7/8 x 5	289	8
K1	5-5/8 x 5-5/8 x 10	6 x 6 x 12	3-13/16 x 5	316	16

NOTE: Models TB0610 is available with the AMSEC ESL Slam lock. (Factory installed primary lock.)

**IMPORTANT:**

AMSEC Undercounter safes are recommended for an operation that requires a non-returnable deposit. These safes are not meant for overnight storage of cash



**DS SERIES - "B" RATE ROTARY AND FRONT LOADING**

**AMSEC'S DS SERIES DEPOSITORY SAFES** are designed to provide immediate deposits and storage for cash, jewelry and miscellaneous valuables.

Deposits can be made to a locked compartment via a top-loading rotary hopper, a reverse or a front-loading deposit door.



DSC2014KC



DSF2714K



DSF2014 WITH ESL10XL LOCK

**STANDARD FEATURES**

**BODY:**

- Strong, formed "B" Rate construction made of A36 solid steel plate for improved security and appearance.
- Formed door jamb for increased resistance to sledgehammer attack.
- Four anchor bolt holes are standard.

**DOOR - MODEL NUMBERS: 2014, 2714 AND 3214**

- 1/2" thick A36 solid steel plate, recessed 1/2" to increase resistance to pry attack.
- U.L. Group II combo lock (C), U.L. listed dual nose keylock (K).
- Optional electronic locks available.
- Three 1" diameter chromed steel locking bolts.

- Bolt detent system engages boltwork automatically.
- Auxiliary spring-loaded reloading device.
- Lock and reload protected by large carburized hardplate.

**HOPPER:**

- 2014 is available w/reverse hopper.
- Large package sizes:
- (Top Load Rotary): 4 3/4"D x 4 3/4"W x 10"L
- (Front/Reverse Load): 4"D x 2 3/4"W x 10 1/2"L
- Recessed, heavy duty 3/16" construction (1/4" door).
- Protected by dual "anti-fish" baffles.



DSF3214CC

Model †	Inside Dimension H x W x D	Outside Dim* H x W x D	Clear Door H x W	Cu. In. Capacity	Wt.
DST2014	11-1/2 x 13-3/4 x 11	20-1/4 x 14 x 14	9-3/4 x 9-3/4	1,739	90
DSF2014	10 x 13-3/4 x 11	20-1/4 x 14 x 14	9-3/4 x 9-3/4	1513	79
DSC2014KC **	BT 10-1/4 x 13-3/4 x 11 TP 6-7/8 x 13-3/4 x 12-3/8	27-1/4 x 14 x 14	BOT 9-3/4 x 9-3/4 TOP 6 x 10-3/8	1513 1127	104
DST2714	18-1/2 x 13-3/4 x 11	27-1/4 x 14 x 14	9-3/4 x 9-3/4	2798	101
DSF2714	17-1/4 x 13-3/4 x 11	27-1/4 x 14 x 14	9-3/4 x 9-3/4	2609	93
DSF3214	TP 11-1/4 x 13-3/4 x 11 BT 12-1/2 x 13-3/4 x 11	32-1/4 x 14 x 14	9-3/4 x 9-3/4	1815 1702	144

**IMPORTANT:**  
AMSEC depository safes are recommended for an operation that requires a non-returnable deposit such as armored car companies, convenience stores, restaurants, etc. The top locker is not meant for overnight storage of cash or valuables.

†Specify Prefix: T=Top Loading, F=Front Loading, R=Reverse Hopper, K=Key Lock, C=Combo Lock, E=Electronic Lock

\*Add 2" to outside depth for dial and handle projection.

\*\*Camlock on locker, combination on deposit safe.

## DS SERIES TILL STORAGE DEPOSITORY SAFES



### BODY

- 1/8" solid steel plate
- Four anchor bolt holes

### DOOR

- 1/2" solid steel plate
- ESL20XL, U.L. Type 1 High Security electronic lock
  1. Time Delay
  2. Multiple users
  3. Dual Control
  4. Armored car override.
- Three 1" dia. steel locking bolts.
- Auto lock bolt detent system
- Auxiliary relocking device.
- Large carburized hardplate

### INTERIOR

- Receiving locker:
  1. 1/4" solid steel plate
  2. Clear door: 6"H x 10"W
  3. ID: 5 7/8"H x 15 3/4"W x 13 3/4"D
  4. Cubic capacity: 1272 cu/in.

- Till Storage Compartment
  1. Fit up to 4 till trays
  2. Clear door: 14 1/2" h x 12" w
  3. Inside Dimensions: 9"h x 15 3/4"w x 17"d
  4. Cubic capacity: 2410 cu/in.

### FRONT HOPPER

- Large package sizes: 4"D x 2 3/4"W x 10 1/2"L
- 1/4" solid steel plate
- Dual "anti-fish" baffles.

### REVERSE HOPPER

- Large package sizes: 4"D x 2 1/2"W x 9 1/2"L
- 1/8" solid steel plate
- Protected by dual "anti-fish" baffles
- Thru the wall depository with adjustable chute
- Wall Thickness: 6 7/8" to 13 7/8"
- Floor Height: 36 3/4" to 48 3/4"

Model	Inside Dimension H x W x D	Outside Dimension H x W x D	Clear Door H x W	Cubic Inches	Wt.
DSF2516E2	24-3/4 x 15-3/4 x 17	25 x 16 x 20	14-1/2 x 12	3,682	240
DSR2516E2	24-3/4 x 15-3/4 x 17	25 x 16 x 20	14-1/2 x 12	3,682	260

## MONEY MANAGER SERIES

AMSEC's "B" Rate Money Manager Series Undercounter Two Door Depository Safes are the most effective cash handling systems available. Engineered to help you achieve total cash control.

### STANDARD FEATURES:

- 1/2" solid steel doors.
- ESL15 electronic lock.
- Three 1" diameter locking bolts.
- Auto lock bolt detent.
- Auxiliary relock device.
- Large carburized hardplate.
- Coin racks.
- Front hopper: 16 1/4"W x 2"H x 3 1/2"D.
- Front hopper features "anti-fish" baffles.
- Four anchor bolts with hardware.
- 3 models: top, center or three drop.
- Three drop offers three color-coded drops and bins.
- Attractive Charcoal Gray textured finish.



MM2820E15 TOP DROP



MM2820E15 CENTER DROP



MM2820E15 THREE DROP

Model	Inside Dimension H x W x D	Outside Dimension H x W x D	Clear Door H x W	Cu. In. Capacity	Wt.
MM28203-Drop-E15	TOP 9 1/2 x 20 x 17 BTM 11 x 20 x 17	28 x 20 1/2 x 20	8 1/2 x 16-1/4 8 1/2 x 16-1/4	3,230 3,740	247
MM2820Top-Drop-E15	TOP 9 1/2 x 20 x 17 BTM 11 x 20 x 17	28 x 20 1/2 x 20	8 1/2 x 16-1/4 8 1/2 x 16-1/4	3,230 3,740	274
MM2820Ctr-Drop-E15	TOP 10-3/8 x 20 x 17 BTM 10-3/8 x 20 x 17	28 x 20 1/2 x 20	8 1/2 x 16-1/4 8 1/2 x 16-1/4	3,230 3,740	278

## RETAIL MONEY MANAGER SAFES

AMSEC's **RETAIL MONEY MANAGER SAFE** offers unrivaled value in electronic safe access. Built tough to maximize protection against burglary attempts, the Retail MoneyManager has all the advanced features necessary for commercial applications.

### SAFE FEATURES:

- Solid steel 1/2" thick door equipped with 10 solid steel Anti-Spread Pins
- Formed high tensile steel body and jamb construction to maximize protection against pry attack.
- Provided with 6 removable door mounted coin racks
- Reinforced internal jambs on all four sides provide protection against sledgehammer attack.
- 3-way locking system with five 1" dia. Chrome plated locking bolts.
- Bolt detent system engages boltwork and locks the door automatically.
- Auxiliary spring-loaded relocking devices.
- Locks and relocks protected by a large carburized hardplate.
- Standard Four (4) anchor bolt holes.

### INTERIOR LOCKER FEATURES:

- Heavy 1/4" steel door, 9-1/4" H x 19-3/4" W x 13-1/2" (12-7/8" Clear) D
- Large clear door opening: 6-9/16" H x 14" W
- Locker door closes when outer door is closed.

### DEPOSIT DRAWER FEATURES:

- Large "fish" and "pry" resistant solid steel deposit drawer deposits.
- Drawer size: 2" x 4-1/4" x 9-1/2"

### LOCK FEATURES:

- The Retail MoneyManager Safe is available with either the AMSEC SafeWizard® Electronic lock, AMSEC ESLAudit II Electronic Lock or the AMSEC ESL20-XL Electronic Lock.



RMM2620SW-R



RMM2620SWII-R  
More information on the SafeWizard® Lock can be found on Page 40



RMM2620ESLAUDIT-R  
More information on the ESLAudit Lock can be found on Page 41



RMM2620ESL20-R  
More information on the ESL20XL Lock can be found on Page 42

Model	Description	Inside Dimension H x W x D	Outside Dimension H x W x D	Clear Door H x W	Wt.
RMM2620SW-R	C-Store Cash Management Safe / Right Swing / with SafeWizard II	25-3/4" x 19-3/4" x 15-5/8"	26" x 20" x 18 1/2"	18-1/4" x 15 1/2"	280
RMM2620ESLAuditII-R	C-Store Cash Management Safe / Right Swing / with ESLAuditII	25-3/4" x 19-3/4" x 15-5/8"	26" x 20" x 18 1/2"	18-1/4" x 15 1/2"	280
RMM2620ESL20-R	C-Store Cash Management Safe / Right Swing / with ESL20XL (Time Delay)	25-3/4" x 19-3/4" x 15-5/8"	26" x 20" x 18 1/2"	18-1/4" x 15 1/2"	280



### RMM3124ESLAUDIT FEATURES:

- Extra large storage compartment for cash tills, cash box, cash bag and bulk coin.
- Comes standard with 9 door mounted coin racks.
- Extra large deposit compartment with anti-fish rotary hopper.
- LED light with motion sensor make it easy to see inside both the rotary hopper and deposit compartment.
- 1/2" thick solid steel doors
- Formed high tensile steel body

- Both doors auto lock when closed
- Built-in alarm contacts on both doors
- Four anchor bolt holes
- ESLAudit II lock offers:
  - \* Controls both doors
  - \* Easy to read back-lit display
  - \* Audits all safe functions
  - \* Time Delay and Time lock on both doors
  - \* Courier bypass
  - \* A/C power with battery back-up
  - \* Auto daylight savings adjustment
  - \* English and Spanish options
  - \* And Much More!

Model	Description	Inside Dimension H x W x D	Outside Dimension H x W x D	Clear Door H x W	Wt.
RMM3124ESLAuditII	2D Depository Safe w/ESLAuditII with AC Power Supply	Left - 30-3/4" x 15-3/8" x 17-3/8" Right - 24-1/2" x 8-3/4" x 17-3/8"	31" x 24-1/2" x 20"	Left-28" x 13-1/2" Right-12-5/8" x 5-3/4"	360



# BWB SERIES - WIDE BODY CASH CONTROL

Extensive research and development went into the engineering of AMSEC'S WIDE BODY "B" RATE CASH HANDLING DEPOSITORY SAFES. Designed to offer complete cash management versatility with a front load depository option or a pull-out deposit drawer (Models BWB3020D1 and BWB3020D1 only).



**BWB2020FL WITH  
OPTIONAL SAFEWIZARDII®**



**BWB3020-D1**



**BWB2020-FL**

**BWB STANDARD FEATURES:**

- Door: Massive 1/2" thick A36 solid steel plate.
- Formed high tensile steel body and jamb construction to maximize protection against pry attack.
- Reinforced internal jambs on all four sides to provide protection against sledgehammer attack.
- U.L. listed Group II, key changeable combination lock.
- Optional electronic locks available.
- 3-way locking mechanism consisting of five 1" diameter chromed steel locking bolts.
- Bolt detent system engages boltwork automatically.
- Locks and relocks protected by a large carburized hardplate.

- Auxiliary spring-loaded reloading devices.
- Convenient, door-mounted, recessed coin rack.
- Standard Four (4) anchor bolt holes.

**INTERIOR LOCKER FEATURES:**

- Heavy 1/4" steel door, and single-key camlock with two keys.
- Large clear door opening:
  - 6" H x 12"W (for 20" W safes) or
  - 6" H x 14"W (for 25" W safes).
- Inside Dimensions:
  - BWB2020 / BWB3020 / BWB4020:  
8 5/8" x 19 3/4" x 14"
  - BWB2025 / BWB3025 / BWB4025:  
8 5/8" x 24 3/4" x 19"
- Note: Front Load Depository - inside locker height restricted to 6".

**DEPOSIT DRAWER FEATURES (ONLY MODEL BWB3020D1):**

- Large "fish" resistant, pull out drop drawer deposits directly into standard interior locker.
- Drawer size: 1 1/8" x 3 1/2" x 7 1/2"
- Heavy duty steel sliding drawer.

**FRONT LOAD DEPOSITORY FEATURES:**

- Recessed heavy duty 1/8" construction with 1/8" door.
- Protected by dual "anti-fish baffles."
- Large package capacity: 4" x 9" x 11 1/2" (maximum).
- May be ordered in any one of four directions. Specify front, reversed, right load or left load.

EACH UNIT COMES EQUIPPED WITH AN INTERIOR LOCKER TO ACCOMMODATE DEPOSITS, A LARGE INTERIOR FOR STORAGE OF CASH TRAYS AND BULK COIN.

Model	Inside Dim H x W x D	Outside Dim † H x W x D	Clear Door H x W	Cu. In.	Wt*	Shelves
BWB2020FL	9 x 19-3/4 x 17	29-3/4 x 20 x 20	14-3/4 x 16-1/4	3,022	218	0
BWB2020FLNL	19-3/4 x 19-3/4 x 17	29-3/4 x 20 x 20	14-3/4 x 16-1/4	6,630	200	1
BWB2020FLRNL	19-3/4 x 19-3/4 x 17	29-3/4 x 20 x 20	14-3/4 x 16-1/4	6,630	215	0
BWB2020FLR	9 x 19-3/4 x 17	29-3/4 x 20 x 20	14-3/4 x 16-1/4	3,022	218	0
BWB3020FL	19 x 19-3/4 x 17	39-3/4 x 20 x 20	24-3/4 x 16-1/4	6,380	278	2
BWB3020FLR	19 x 19-3/4 x 17	39-3/4 x 20 x 20	24-3/4 x 16-1/4	6,380	278	2
BWB4020FL	29 x 19-3/4 x 17	49-3/4 x 20 x 20	34-3/4 x 16-1/4	9,737	360	3
BWB4020FLR	29 x 19-3/4 x 17	49-3/4 x 20 x 20	34-3/4 x 16-1/4	9,737	360	3
BWB2025FL	9 x 24-3/4 x 22	29-3/4 x 25 x 25	14-3/4 x 21-1/4	4,900	285	1
BWB2025FLR	9 x 24-3/4 x 22	29-3/4 x 25 x 25	14-3/4 x 21-1/4	4,900	285	1
BWB3025FL	19 x 24-3/4 x 22	39-3/4 x 25 x 25	24-3/4 x 21-1/4	10,345	352	2
BWB3025FLR	19 x 24-3/4 x 22	39-3/4 x 25 x 25	24-3/4 x 21-1/4	10,345	352	2
BWB4025FL	29 x 24-3/4 x 22	49-3/4 x 25 x 25	34-3/4 x 21-1/4	15,790	440	3
BWB4025FLR	29 x 24-3/4 x 22	49-3/4 x 25 x 25	34-3/4 x 21-1/4	15,790	440	3
<b>B-RATE WIDE BODY DEPOSITORY CHEST WITH DRAWER</b>						
BWB3020-D1	19-3/4 x 19-3/4 x 17	30 x 20 x 20	24-3/4 x 16-1/4	6,380	270	2

**IMPORTANT:**  
AMSEC depository safes are recommended for an operation that requires a non-returnable deposit such as armored car companies, convenience stores, restaurants, etc. The top locker is not meant for overnight storage of cash or valuables.

†ADD 2" FOR HANDLE, DIAL AND HINGE PROJECTION.

**DXE / DXF AND CDXE / CDXF U.L. LISTED**

AMSEC TL-15 and TL-30 U.L. Listed **MONEY CHESTS** qualify for Mercantile & Broadform Insurance Class ER (TL-15) and F (TL-30) with a banking rating of BR (TL-15) and G (TL-30). **AMSEC MONEY CHESTS** offer the highest level of security available with many outstanding features and a wide range of options.



**CDXE2020**  
TL-30 Composite  
Body and  
Plate Door



**DXE2020**  
TL-15 Plate Body  
and Door

**FEATURES****DOOR:**

- DXE and CDXE models are TL-15 rated constructed of ½" thick high-strength solid steel plate.
- DXF and CDXF models are TL-30 constructed of 1¾" thick laminated steel with a special hardened drill resistant plate.
- Oil impregnated bronze bearing hinges.

**BODY:**

- DXE models: Consist of ½" thick steel plate (100,000 P.S.I. minimum tensile strength). All external seams are beveled and continuously welded.
- DXF models: Models under 50" in height consist of ½" thick steel plate with 100,000 P.S.I. minimum tensile strength. DXF models over 50" in height constructed of ¾" thick steel plate with 75,000 P.S.I. minimum tensile strength. All external seams are beveled and continuously welded.
- CDXE and CDXF models: consist of 3¼" thick body constructed of inner and outer steel plates enclosing a high density composite material.
- Shelf strips installed allowing shelf adjustment. Shelves optional.

**LOCKING MECHANISM:**

- U.L. listed Group 2M key changeable combination lock, with relock and 1 million possible combinations.

- Single auxiliary spring loaded reloading device, activated by a punching attack.
- Locks and relocks protected by a patented active hardplate.
- A handle activated locking mechanism consisting of two to six 1" chromed steel locking bolts.
- Five boltwork sizes allow AMSEC to build units from 12" (10½" for DXE/DXF) to 88" high, widths from 14" to 41".
- Solid steel dead bar prevents door removal if hinges are removed during a forced entry attempt.
- Compact locking mechanism and boltwork cover allow for optional door mounted coin racks.

**HINGES:**

- Fabricated from high strength steel with precision machined alloy dowel pins.
- Oil impregnated bronze bearing assures easy opening doors and reduced maintenance.
- Vertical height adjustment.

**FINISH:**

- Available in Textured Black, Parchment, Standard Gray, Blue Gray, Romanesque Gray, Charcoal Gray, Granite, Sandstone or Chocolate Brown textured finish.

**OPTIONS:**

- Spyproof dial
- Key lock dial
- Coin racks
- Managers lockers
- Interior lockers
- Interior drawers
- Adjustable shelves
- Group 1 and 1R locks
- Electronic locks
- Access Control Systems
- Auxiliary Key-Op locks
- Dual combination locks (some models)
- 144 hour timelock
- 15 minute time delay lock
- External day lock
- Claddings
- Anchor bolt assembly
- Left swing door
- Internal rotary hopper
- Internal deposit slot
- Internal deposit chutes
- Hidden compartments
- Modular alarm
- Hold up duress alarm
- Special sizes
- Custom colors

**FOR A DETAILED CHART OF SIZES AND SPECS FOR THESE MODELS, PLEASE SEE THE AMSEC PRICE LIST, PAGE 12.**

# AMVAULTX6 TL-30X6 HIGH SECURITY SAFE



CFX582820



The Amvaultx6 U.L. Listed TL-30x6, six-sided high security composite safes are made in the United States using the latest testing procedures set forth by Underwriters Laboratories.

The new revolutionary Amvaultx6 is constructed with a 3" defense barrier of inner and outer steel plates enclosing a unique interlocking heavy duty steel barrier, high strength concrete exceeding 12,000 PSI and a high-density high-strength ceramic matrix.

The high density insulating materials incorporated in the door and body also insure two hours of certified fire protection. The superior design and craftsmanship make the new Amvaultx6 impervious to burglary attacks attempted by the most sophisticated equipment utilized today and the vaults contents against intense fires.

Model	Inside Dimension	Outside Dimension*	Clear Door	Cu. Ft.	Wt	Door Thickness	Shelves
CFX252016	25 x 20 x 16	31 x 26 x 25-1/4	25 x 20	4.6	1,433	6"	1
CFX352020	35 x 20 x 20	41 x 26 x 29-1/4	35 x 20	8.1	1,946	6"	2
CFX452020	45 x 20 x 20	51 x 26 x 29-1/4	45 x 20	10.4	2,343	6"	3
CFX582820	58 x 28 x 20	64 x 34 x 29-1/4	58 x 28	18.8	3,418	6"	4
CFX703620	70 x 36 x 20	76 x 42 x 29-1/4	70 x 36	29.2	4,578	6"	4

\* ADD 2-1/2" TO OUTSIDE DEPTH FOR HANDLE, DIAL AND HINGE PROJECTION. OPTIONAL 3-WAY BOLTWORK AVAILABLE ON THE CFX LINE.

# ACF TL-30 2-HOUR FIRE RATED DEPOSITORY SAFE



ACF4824DS SHOWN WITH OPTIONAL ESL20XL ELECTRONIC LOCKS AND AUXILIARY KEY-OP LOCK

AMSEC's ACF TL-30 TWO DOOR DEPOSITORY SAFE offers complete cash management versatility for any operation that requires a nonreturnable deposit such as armored car companies, convenience stores, restaurants, etc. The U.L. listed TL-30 composite construction offers peace of mind when overnight protection is required.

In addition to the outstanding features listed under ACF TL-30 Money Chest, the ACF4824DS Depository safe also offers:

### TOP DEPOSIT / STORAGE COMPARTMENT

- Outer door equipped with a U.L. listed Group 2M combination lock and chrome plated front read dial.
- Large storage capacity: accommodates up to nine cash register trays.
- Large 3" x 18" deposit chute is protected by an "anti-fish", saw-tooth, hinged baffle.
- Two adjustable shelves.
- Door mounted four-opening rolled coin storage rack.

### OPTIONS:

- Electronic locks, Group 1 and 1R locks.
- Dual combination locks (Receiving compartment only).
- Spyproof dial, Keylock dial.
- Modular alarm.
- Interior lockers, Interior drawers, Adjustable shelves.
- Custom sizes/designs quoted upon request.
- Access Control Systems.

### BOTTOM RECEIVING COMPARTMENT

- Outer door equipped with a U.L. listed Group 2M combination lock, chrome plated front read dial and an auxiliary key-op lock for dual control or armored car pick up.

### FINISH

- Available in Black, Parchment, Standard Gray, Blue Gray, Romanesque Gray, Charcoal Gray, Granite, Sandstone or Chocolate Brown textured finish.



Model	Inside Dimension	Outside Dimension*	Clear Door	Cu. In.	Wt
ACF4824DS	TOP 26 x 18 x 14 BTM 14 x 18 x 17	47-3/4 x 24 1/2 x 26	25 x 16-3/4 13 x 16-3/4	6,552 4,284	1746

\* Add 2" to outside depth for handle, dial and hinge projection. Standard with two shelves. Optional 3-way boltwork available on the ACF line, retail price \$160.00. Custom size/design quoted upon request.



## AMVAULT FIRE RATED COMPOSITE SAFES

During extreme testing procedures, **AMVAULT COMPOSITE SAFES** demonstrated the ability to withstand severe attacks by experienced U.L. experts using powerful tools such as sledgehammers, power saws, carbide disc cutters, drills, etc., and without fail, were awarded the U.L. TL-15 and TL-30 labels.

Besides withstanding the most concentrated attacks by sophisticated burglars, each AMVAULT safe offers a Two Hour, 350° F factory fire test certification, ensuring the protection of the vault's contents against intense fires.



CF3524



CE2518 WITH OPTIONAL STOR-IT CABINET

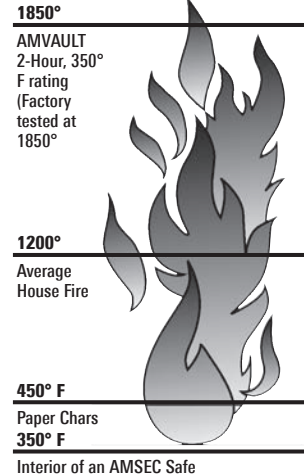
**OPTIONAL STOR-IT CABINETS AVAILABLE IN CE AND CF MODELS: 2518 / 3524 / 5524 / 6528 / 7236**

FULLY UPHOLSTERED SAFE INTERIOR KITS AVAILABLE FOR THESE MODELS.

**OPTIONAL PREMIUM UPGRADE PACKAGE AVAILABLE. SEE PAGE 11 FOR DETAILS**



CF6528 SHOWN WITH OPTIONAL INTERIOR LOCKERS



### FEATURES:

#### DOOR:

- Overall thickness of 6" and is constructed with a 3" defense barrier of outer and inner steel plates creating a single structure enclosing a unique, high density fire and burglary resistant composite material.
- Defense barrier houses a proprietary amalgamation of nuggets and steel fibers to withstand concentrated attacks with the most sophisticated equipment used by burglars today.
- Heavy duty pull handle standard on all CE/CF Models

#### BODY:

- The AmVault formed body has a total protective thickness of 3½" enclosing a high density fire resistant composite material with nuggets and steel fibers.
- A reinforced drill resistant door frame protects the door and each individual bolt chamber from severe side attacks.
- A proprietary inner barrier protects against peeling attacks.
- High strength adjustable shelves with powder coated parchment finish.

#### FIRE ENDURANCE:

- Two hour, 350°F factory fire rating. Tested at temperatures up to 1850°F

#### LOCKING MECHANISM:

- Equipped with six or ten massive 1½" diameter chrome plated solid steel locking bolts. Each bolt moves deep into the body's protected bolt chambers.
- Entire boltwork mechanism is also protected by a spring operated boltwork detent system. Bolts stay in the retracted position when the door is opened and automatically engage when the door is closed.

### THREE-WAY BOLTWORK OPTION:

- Safes can be equipped with a three way active boltwork mechanism engaging the bolts horizontally and vertically into the body of the safe.

#### LOCKS:

- Equipped with a U.L. listed Group 2M key changeable combination lock. The lock is protected by a massive drill shattering hard plate and two additional spring-loaded devices.

#### HINGES:

- Offers a vertical height adjustment and utilizes an oil impregnated bearing ensuring easy door operation.

### OPTIONAL AUXILIARY KEY LOCK:

- U.L. listed, high security auxiliary key lock is also available on all AMVAULT safes (except Model 1814). Lock is equipped with 2 keys and escutcheon cover.
- An additional spring-loaded relock device protecting lock against punch attacks.

### OPTIONAL GLASS RELOCKING MECHANISM

- Incorporated into the AMVAULT TL-30 auxiliary key lock is an optional high security tempered glass relock mechanism with a remotely and randomly placed "cross locking" relocking bolt and thermal cords to protect against torch attacks.
- In the event of an attack by tools, torches, or explosives, the glass will shatter activating the highly sophisticated relock mechanism.
- Utilizing the glass relock mechanism can offer up to a total of six different relock devices offering the ultimate in high security protection.

**SAFE SPECIFICATIONS**

AMVAULT High Security Composite safes have passed Underwriter's Laboratories most recent testing procedures ensuring you today's best protection. AMVAULT TL-15 and TL-30 U.L. listed composite safes qualify for Mercantile & Broadform Insurance Class ER (TL-15) and F (TL-30) with a Bank Rating of BR (TL-15) and G (TL-30). Two Hour Class 350°F manufacturers' fire label. Standard finish is Parchment. Other colors available on request.

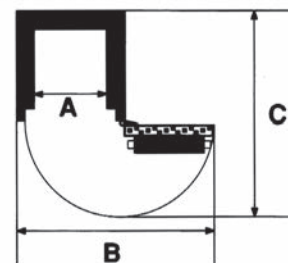


**STANDARD AMVAULT ESCUTCHEON PLATE**

Tri-spoke handle and pull handle standard on all models except CE/CF1814.

Model Number	Inside Dimension	Outside Dimension*	Cubic Feet	Weight	Interior Shelves	Door Swing		
	H x W x D	H x W x D				A	B	C
<b>TL-15</b>								
CE1814 **	18 x 14 x 12	25 x 21 x 21½	1.8	710	1	14	36	39½
CE2518	25 x 18 x 16	32 x 25 x 25½	4.2	1,105	1	18	44	47½
CE3524	35 x 24 x 20	42 x 31 x 29½	9.7	1,674	2	24	56	57½
CE4524	45 x 24 x 20	52 x 31 x 29½	12.5	2,003	3	24	56	57½
CE5524	55 x 24 x 20	62 x 31 x 29½	15.3	2,343	3	24	56	57½
CE6528	65 x 28 x 20	72 x 35 x 29½	21.1	3,153	4	28	64	61½
CE7236	72 x 36 x 23	79 x 43 x 32½	34.5	3,880	4	36	80	72½
<b>TL-30</b>								
CF1814 **	18 x 14 x 12	25 x 21 x 21½	1.8	758	1	14	36	39½
CF2518	25 x 18 x 16	32 x 25 x 25½	4.2	1,195	1	18	44	47½
CF3524	35 x 24 x 20	42 x 31 x 29½	9.7	1,908	2	24	56	57½
CF4524	45 x 24 x 20	52 x 31 x 29½	12.5	2,311	3	24	56	57½
CF5524	55 x 24 x 20	62 x 31 x 29½	15.3	2,679	3	24	56	57½
CF6528	65 x 28 x 20	72 x 35 x 29½	21.1	3,359	4	28	64	61½
CF7236	72 x 36 x 23	79 x 43 x 32½	34.5	4,426	4	36	80	72½

**DOOR SWING PROJECTIONS**



\* ADD 2-1/2" TO OUTSIDE DEPTH FOR HANDLE, DIAL AND HINGE PROJECTION.

\*\*MODELS 1814 CAN NOT BE EQUIPPED WITH AN AUXILIARY LOCK, 3-WAY BOLTWORK OR GLASS RELOCK MECHANISM. LEFT SWING MODELS: AFTER MODEL #, USE SUFFIX L.



**UNDERWRITERS LABORATORIES' BURGLARY RATING CLASSIFICATION**

**U.L. LABEL — BURGLARY CLASSIFICATION TL-15:**

Signifies a combination-locked safe designed to offer a limited degree of protection against attack by common mechanical and electrical hand tools and any combination of these means.

**CONSTRUCTION REQUIREMENTS**

- U.L. listed Group 2M, 1 or 1R combination lock or Type 1 Electronic lock.
- 750 lbs. minimum or comes with instructions for anchoring in a larger safe, concrete blocks or on the premises where used.
- Body walls of material equivalent to at least 1" open hearth steel with a minimum tensile strength of 50,000 P.S.I.
- Walls fastened in a manner equivalent to continuous ¼" penetration weld of open hearth steel with minimum tensile strength of 50,000 P.S.I.

- One hole ¼" or less, to accommodate electrical conductors arranged to have no direct view of the door or locking mechanism.

**PERFORMANCE REQUIREMENTS**

Successfully resist entry\* for a net working time of 15 minutes when attacked with common hand tools, picking tools, mechanical or portable electric tools, grinding points, carbide drills and pressure applying devices or mechanisms.

**U.L. LABEL — BURGLARY CLASSIFICATION TL-30:**

Signifies a combination-locked safe designed to offer a moderate degree of protection against attack by common mechanical and electrical hand tools and any combination of these means.

**CONSTRUCTION REQUIREMENTS**

Same as TL-15

**PERFORMANCE REQUIREMENTS**

Successfully resist entry\* for a net working time of 30 minutes when attacked with common hand tools, picking tools, mechanical or portable electric tools, grinding points, carbide drills and pressure applying devices or mechanisms, abrasive cutting wheels and power saws.

\*Entry=Safes classed as TL-15 — opening the door or making a six square inch opening entirely through the door or front face. Safes classed as TL-30 — opening the door or making a six square inch opening entirely through the door or front face.

# MAX15 SERIES COMPOSITE SAFES

Our **MAX15 SERIES COMPOSITE SAFES** have been awarded the U.L. TL-15 label after withstanding concentrated attacks by experienced U.L. experts using powerful tools, such as sledgehammers, power saws, carbide disc cutters and drills.

In addition to providing excellent burglary protection, MAX15 SERIES SAFES offers a 90-Minute ETL Intertek verified fire rating, ensuring your valuables are safe from intense fires.

### DOOR

- Overall thickness of 6¾" (4¾" on MAX1014). Constructed with a 2½" (2" on MAX1014) defense barrier of outer and inner steel plates enclosing a unique, high-density fire and burglary resistant composite material
- Defense barrier houses a proprietary amalgam of nuggets and steel barriers to withstand concentrated attacks from the most sophisticated equipment used by burglars today
- Heavy-duty pull handle standard on all models

### BODY

- Total protective thickness of 2¾" (2 13/16" on MAX1014) enclosing a high-density fire resistant composite material with nuggets and steel barriers
- A reinforced drill resistant door frame protects the door and each individual bolt chamber from severe side attacks
- A proprietary inner steel barrier protects against peeling attacks
- High-strength adjustable shelves with charcoal gray finish
- Equipped with a recessed 9/16" diameter anchor hole

### FIRE ENDURANCE

- 90-minute Intertek verified fire rating (When analyzing the fire performance, weigh reports from ETL or UL laboratories against unverified factory testing claims)

### LOCKING MECHANISM

- Four-way active boltwork mechanism engages the bolts horizontally and vertically into the body of the safe
- Equipped with 8 to 16 massive 1½" diameter (six 1½" diameter on MAX1014) polished stainless steel locking bolts. Each bolt moves deep into the body's protected bolt chambers

### LOCKS

- Equipped with the AMSEC ESL10XL U.L. Listed Type 1 electronic lock. The lock is protected by an internal relock mechanism and a massive drill-shattering hardplate
- The lock and vital mechanism areas are also protected by a high-security tempered glass plate with a remotely placed spring-loaded relocking bolt
- In the event of an attack by tools or explosives, the glass will shatter, activating the highly sophisticated relock mechanism

### HINGES

- Heavy-duty steel hinges provide smooth door operation

### COLOR

- Charcoal gray textured finish



Model	Inside Dimension	Outside Dimension*	Cu. In.	Weight	Bolts	Wt
MAX1014	10-1/8 x 14-1/8 x 11-1/2	15-7/8 x 19-3/4 x 19-3/8	0.95	485	6 (1 1/8")	1
MAX1814	18 x 14 x 12-1/2	23-1/2 x 19-1/2 x 21-7/8	1.8	680	8 (1 1/2")	1
MAX2518	25 x 18 x 16	30-1/2 x 23-1/2 x 25-1/2	4.1	1064	10 (1 1/2")	1



# ACF TL-30 U.L. LISTED FIRE RATED MONEY CHEST



**ACF4024  
SHOWN WITH  
AUXILIARY LOCK**

AMSEC TL-30 U.L. Listed **MONEY CHESTS** qualify for Mercantile & Broadform Insurance Class F (TL-30) with a banking rating of G (TL-30). AMSEC MONEY CHESTS offer the highest level of security available with many outstanding features and a wide range of options.

## FEATURES:

### DOOR:

- 5½" thick door constructed of outer and inner steel plates enclosing a high density proprietary composite material.
- Two hour, 350°F factory fire rating. Tested at temperatures up to 1850°F.

### BODY:

- 3¼" thick body constructed of inner and outer steel plates enclosing a high density proprietary composite material.
- Door and inner jamb surrounded by thick solid steel bars.
- Adjustable shelves.

### LOCKING MECHANISM:

- U.L. listed Group 2M key changeable lock, with relock and 1 million possible combinations.

- Single auxiliary spring-loaded relocking device, activated by a punching attack.
- Locks and relocks protected by a large proprietary drill shattering active hardplate.
- A handle activated locking mechanism consisting of three to five 1" diameter chromed steel locking bolts.
- Five boltwork sizes allow AMSEC to build units from 12" to 82" high, widths from 18" to 48" (interior dimensions).
- Solid steel dead bars prevent door removal if hinges are removed during a forced entry attempt.
- Compact locking mechanism allows for optional door mounted coin racks.

### HINGES:

- Ball bearing hinges fabricated from high strength steel.
- Precision machined alloy dowel pins.
- Oil impregnated bronze bearing assures easy opening doors and reduced maintenance.
- Vertical height adjustment.

### FINISH:

- Available in Satin Black, Parchment, Standard Gray, Blue Gray, Romanesque Gray, Charcoal Gray, Granite, Sandstone or Chocolate Brown textured finish.

### OPTIONS:

- Spyproof dial
- Key lock dial
- Coin racks
- Managers lockers
- Interior lockers
- Interior drawers
- Adjustable shelves
- Group 1 and 1R locks
- Electronic locks
- Access Control Systems
- Auxiliary Key-Op locks
- Dual combination locks (some models)
- 144 hour timelock
- 15 minute time delay lock
- External day lock
- Claddings
- Anchor bolt assembly
- Left swing door
- Internal rotary hopper
- Internal deposit slot
- Internal deposit chutes
- Hidden compartments
- Modular alarm
- Hold up duress alarm
- Special sizes
- Custom colors



Model	Inside Dimension	Outside Dimension*	Clear Door	Cu. In.	Wt
ACF 2020	20 x 20 x 20	26-¾ x 26½ x 29	19 x 18-¾	8,000	1,069
ACF 2020XD	20 x 20 x 24	26-¾ x 26½ x 33	19 x 18-¾	9,600	1,170
ACF 3020	30 X 20 X 20	36-¾ x 26½ x 29	29 x 18-¾	12,000	1,369
ACF 3020XD	30 X 20 X 24	36-¾ x 26½ x 33	29 x 18-¾	14,400	1,492
ACF 4024	40 X 24 X 20	46-¾ x 30½ x 29	39 x 22-¾	19,200	1,849
ACF 4024XD	40 X 24 X 24	46-¾ x 30½ x 33	39 x 22-¾	23,040	2,003
ACF 5024	50 X 24 X 20	56-¾ x 30½ x 29	49 x 22-¾	24,000	2,176
ACF 5024XD	50 X 24 X 24	56-¾ x 30½ x 33	49 x 22-¾	28,800	2,351
ACF 6030	60 X 30 X 20	66-¾ x 36½ x 29	59 x 28-¾	36,000	2,847
ACF 6030XD	60 X 30 X 26	66-¾ x 36½ x 35	59 x 28-¾	46,800	3,162

\* Add 2" to outside depth for handle, dial and hinge projection. Standard with two shelves.  
Optional 3-way boltwork available on the ACF line, retail price \$160.00. Custom size/design quoted upon request.

## BLB AND BLC SERIES

**AMSEC "B" AND "C" RATE SECURITY CHESTS** are designed to provide secure storage at an economical price. In addition to meeting the requirements of the Insurance Offices Manual of Burglary Insurance, these units offer an appearance and many features similar to AMSEC'S higher rated TL-15 models.



**BLC3024**

### STANDARD FEATURES

**DOOR:**

- 1" ("C" Rate), or 1/2" ("B" Rate) steel pry-resistant recessed door.
- U.L. listed Group II key changeable lock, with relock and 1 million possible combinations.
- Additional spring loaded relocking device, activated by a punching attack.
- Locks and relocks protected by a large carburized hardplate.
- A handle activated locking mechanism consisting of three 1" chromed steel locking bolts. (five in BLB and BLC4024 models).
- Solid steel full length dead bar prevents door removal if hinges are removed during a forced entry attempt.
- Adjustable ball bearing hinges.

**BODY:**

- 1/2" ("C" rate) or 1/4" ("B" Rate) solid steel bodies.
- Body reinforcing frame gives the appearance of 1" thick walls to discourage attack.
- Adjustable shelves.
- Attractive Gray textured finish. Other colors available.
- Custom sizes, interior options and high security features available.
- Left swing door optional.

### B-Rate Premium Free-Standing Security Chest

Model	Inside Dim H x W x D	Outside Dim* H x W x D	Clear Door H x W	Cu. In. Capacity	Wt	Shelves
BLB2018	20 x 18 x 12	20½ x 18½ x 15	18 x 16	4,320	218	2
BLB3018	30 x 18 x 16	30½ x 18½ x 19	28 x 16	8,640	312	2
BLB3024	30 x 24 x 20	30½ x 24½ x 23	28 x 22	14,400	360	3
BLB4024	40 x 24 x 20	40½ x 24½ x 23	38 x 22	19,200	445	4

\*Add 2" to outside depth for handle, dial and hinge projection. Custom design available on request.

### C-Rate Premium Free-Standing Security Chest

Model	Inside Dim H x W x D	Outside Dim* H x W x D	Clear Door H x W	Cu. In. Capacity	Wt	Shelves
BLC2018	20 x 18 x 12	21 x 19 x 16	18½ x 16½	4,320	370	2
BLC3018	30 x 18 x 16	31 x 19 x 20	28½ x 16½	8,640	550	2
BLC3024	30 x 24 x 20	31 x 25 x 24	28½ x 22½	14,400	740	3
BLC4024	40 x 24 x 20	41 x 25 x 24	38½ x 22½	19,200	925	4

\*Add 2" to outside depth for handle, dial and hinge projection. Custom design available on request.

**BWB SERIES AND MS1414**

**"B" RATE SECURITY SAFES**

The many different features of the **WIDE BODY SAFES**, make them perfect for commercial application or home use.



**BWB3020**



**BWB2020**



**MS1414 WITH DUAL NOSE KEY LOCK**



**MS1414CS WITH SLOT OPTION**

**STANDARD FEATURES FOR BWB:**

- 1/2" thick solid steel door, recessed for resistance to pry attacks.
- Formed, high-tensile steel body and jamb construction to maximize protection against pry attacks.
- U.L. listed Group II key changeable combination lock with over 1 million possible combinations.
- Optional electronic locks available.
- Auxiliary spring-loaded relock device.
- Locks and relocks protected by a large carburized hardplate.
- Attractive Charcoal Gray textured finish.
- BWB: Four anchor bolt holes.

**ADDITIONAL BWB SERIES FEATURES:**

- Reinforced internal jambs on all four sides to provide excellent protection against sledgehammer attack.
- 3-way locking mechanism consisting of five massive 1" diameter chromed steel locking bolts.
- Bolt detent system keeps bolts retracted when the door is open, then automatically engages when door is shut.
- Convenient door mounted recessed coin rack.
- Large capacity for storage of cash trays.
- Adjustable shelves.

**MINI SAFE (MS SERIES) FEATURES:**

- Formed, high-tensile steel body and jamb construction to maximize protection against pry attacks.
- 1/2" solid steel door.
- U.L. Group II combo lock (C), U.L. listed dual nose keylock (K).
- Three 1" diameter chromed steel locking bolts.
- Bolt detent system engages boltwork automatically.
- Auxiliary spring-loaded relocking device.
- Lock and relock protected by large carburized hardplate.
- Four anchor bolt holes.
- Adjustable shelf provided.
- Also available with optional deposit slot (s). (shown above) Slot size: 1/2" H x 6 W"

Model	Inside Dim H x W x D	Outside Dim* H x W x D	Clear Door H x W	Cu. In.	Wt	Shelves
BWB2020	19-3/4 x 19-3/4 x 17	20 x 20 x 20	14-3/4 x 16-1/4	6,631	154	1
BWB3020	29-3/4 x 19-3/4 x 17	30 x 20 x 20	24-3/4 x 16-1/4	9,988	218	2
BWB4020	39-3/4 x 19-3/4 x 17	40 x 20 x 20	34-3/4 x 16-1/4	13,346	272	3
BWB2025	19-3/4 x 24-3/4 x 22	20 x 25 x 25	14-3/4 x 21-1/4	10,754	235	1
BWB3025	29-3/4 x 24-3/4 x 22	30 x 25 x 25	24-3/4 x 21-1/4	16,198	306	2
BWB4025	39-3/4 x 24-3/4 x 22	40 x 25 x 25	34-3/4 x 21-1/4	21,644	440	3
MS1414	13-3/4 x 13-3/4 x 11	14 x 14 x 14	9-3/4 x 9-3/4	2080	67	1

\*Add 2" to outside depth for handle, dial and hinge projection.

AMSEC's complete line of **PHARMACY SAFES** offer a great solution for keeping your high-value, high-target medications and facility safe from the devastating occurrence of a robbery, burglary or internal theft. Choose from several models that are ideal for small to larger sized pharmacies, hospitals or health care facilities.



**NARCO3824 SINGLE DOOR PHARMACY SAFE FEATURES:**

- Best warranty in the business
- AMSEC ESLAudit II Electronic Lock
- One outer door made of 1/2" steel with a three-way locking system
- Designed to easily replace a standard wooden pharmacy cabinet
- Six (6) roll-out trays with four (4) full width & depth adjustable dividers
- Lock status Time Delay Indicator box with 50ft cable
- B-rated burglar-resistive classification
- 1/2" solid steel door, 11 gauge body
- Three-way locking mechanism with five (5) 1" dia. locking bolts
- Four (4) 5/8" dia. anchor holes
- Pharmacy white paint finish



**NARCO3839 TWO DOOR PHARMACY SAFE FEATURES:**

- Best warranty in the business
- AMSEC ESLAudit II Electronic Lock
- Two outer doors made of solid 1/4" steel with four heavy duty hinges and a three-way locking system
- Designed to easily replace a standard wooden pharmacy cabinet
- Ten (10) roll out trays
- Lock status Time Delay Indicator box with 10ft cable
- B-rated burglar-resistive classification
- Solid Steel 4 gauge (1/4") door, 11 gauge body
- Single auxiliary spring loaded relock device, activated by a punch attack
- Heavy-duty three point locking mechanism
- Cabinet mounted directly onto the floor with 4 anchor holes
- Warning label included



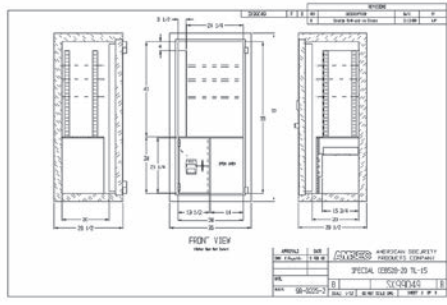
**NARCO8336 FOUR DOOR PHARMACY SAFE**

- Best warranty in the business
- AMSEC ESLAudit II Electronic Lock
- Four (4) outer doors made of solid 1/4" steel with a three-way locking system
- Designed to easily replace a standard wooden pharmacy cabinet
- 24 shelves
- Shelves are adjustable up and down
- Lock status Time Delay Indicator box with 50ft cable
- B-rated burglar-resistive classification
- Steel 4 gauge (1/4") door, 11 gauge body
- Single auxiliary spring loaded relock device, activated by a punch attack
- Heavy-duty three point locking mechanism
- Cabinet mounted directly onto the floor with 16 anchor holes – (4) top, bottom, and side drilled
- Warning label included

Model	Description	Outside Dimension H x W x D	Weight
NARCO3824	NARCOTICS SAFE W/6 ROLL OUT TRAYS	38 x 24 x 23	438
NARCO3839	NARCOTICS SAFE W/10 ROLL OUT TRAYS	38 x 39 x 22	500
NARCO8336	NARCOTICS SAFE W/24 SHELVES - TWO PIECE SAFE - MUST BE STACKED AND BOLTED TOGETHER	83 x 36 x 15-3/4	660



**CUSTOM SAFES**




AMSEC specializes in manufacturing CUSTOM SAFES for supermarkets, banks, restaurants, convenience stores, gas stations, hotels, mini-marts and other businesses. With over 70 years experience building custom safes, AMSEC has the knowledge and expertise to design a safe to meet your cash handling requirements. Our engineering department is equipped with the latest in computer-aided design (CAD) systems for rapid creation of detailed sales sketches, concept drawings, final product prints and design modifications to help you visualize how the safe will look and function. Custom safes are available in every insurance classification from "B" Rate to U.L. listed TL-30 models.

**OPTIONAL EXTRAS**




**INTERIOR DRAWERS**

All drawers are commercial quality, heavy steel construction. Available in letter, legal and document sizes. Each is furnished with handle and key lock. All drawer capacities are 100 lbs. and come with a heavy duty latch removable ball bearing suspension.



**Interior Lockers**

AMSEC offers a wide variety of standard interior locker compartments to fit your needs. Standard lockers are constructed of 11 gauge or 1/4" solid steel. Options include slotted doors, combination locks and high security key locks.



**Interior/Exterior Hopper**


Available in three different package sizes ranging from 5 3/4" D x 3 1/2" W x 8 3/4" L to 7" D x 4 1/2" W x 10 3/4" L.

Hoppers can be installed on the interior or exterior of plate, clad or composite safes.




**MODULAR ALARM SYSTEM**

Detects vibration, heat and door openings. Heat indicator activates alarm when torch attack occurs. Internal magnetic door contact detects door opening. Internal vibration sensor activates alarm if safe is moved or during drill attack.



**Locking Bolt Detent**

Keeps locking bolts retracted when door is in open position. Prevents damage to safe body and boltwork mechanism caused by accidental door closure with bolts extended.



**Coin Racks**

For organized storage of coins. Mounted on inside safe door. Available with four or six compartments.

# AMSEC SAFEWIZARD II®



**SafeWizard II is the most flexible and powerful safe access control system available.**

## SECURITY

- All components communicate through an encrypted network
- Large high-contrast LCD display
- Supports dual control and armored car pickups
- Supports time delay as a deterrent to robberies
- Supports time lock restricted access to defined operating hours
- 120,000-record audit trail Supports up to 500 users, each of whom can have unique privileges

- PIN code and/or AMSEC e-Key for user authentication
- Door and bolt sensors detect if a door has been left open
- Battery backup for 8 hours of power-out operation
- Backup database secured inside of safe

## FLEXIBILITY

- Network access via Ethernet or Wi-Fi connection
- Local firmware upgrades via USB

- Supports up to 12 locks and one deposit lock
- Multiple lock designs to support access control of safe doors, lockers and drawers
- Each lock can be individually configured for all access control parameters and user access
- Alarm interface
- Four language options: English, French, German, Spanish



**ESLAUDIT II**

**ESLAudit II U.L. Listed Type 1 Electronic Lock makes it easy to manage safe access with it's integrated USB Port.**



**SECURITY**

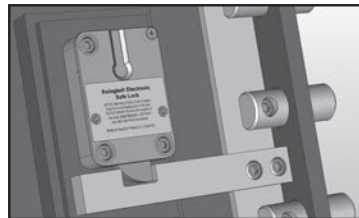
- U.L. Listed Type 1
- All components communicate through an encrypted network
- Supports dual control and armored car pickups
- Supports time delay as a deterrent to robberies
- Supports time lock restricted access to defined operating hours
- Supports alarm output or duress alarm
- 5,000-record audit trail
- Supports up to 40 users, each of whom can have unique privileges
- PIN code and/or electronic keys for user authentication
- Optional door sensor detects if door is left open
- Back-up database secured inside of safe

**FLEXIBILITY**

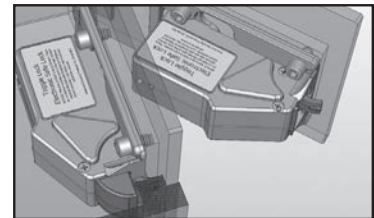
- Retrofits most mechanical or electronic locks
- Supports Swingbolt and Toggle locks
- Controls up to 4 doors
- Safe doors can be configured in an inner/outer door configuration
- Authentication options: PIN and/or AMSEC e-Key
- 9-volt battery and optional AC power
- Optional remote time delay indicator
- Update firmware via USB port

**POWERFUL PC APPLICATION**

- Manage users
- View and store audit trails
- Manage system configuration
- Manage door settings



*SWING BOLT LOCK*



*TOGGLE LOCK*

**ESL5 AND ESL15**

AMSEC is a pioneer in the electronic lock market, and the **ESL5 AND ESL15 ELECTRONIC LOCKS** offer unrivaled value in electronic safe access. The ESL5 and ESL15 locks have the best blend of features and function in electronic safe locks. The ESL5 offers attractive chrome or black rubberized finish ABS housing with a backlit alphanumeric keypad. The ESL15 offers durable black rubberized finish ABS housing with an alphanumeric keypad. The ESL5 is a basic keypad lock for home and office applications. The ESL15 offers advanced features necessary for commercial applications.



**ESL5 & ESL15 FEATURES:**

- Replaces most mechanical combination locks. Easy installation and operation.
- U.L. Listed ESL5

has an attractive chrome or black rubberized finish ABS housing with a backlit alphanumeric keypad.

- ESL15 (U.L. Listing Pending) has a durable black rubberized finish ABS housing with an alphanumeric keypad.

- Factory Reset Combination for resolving lost combinations without requiring expensive service calls.
- Electronics are encapsulated within the lock and are sealed to prevent possible moisture-related failures.
- Cable fits through a 1/2" spindle hole without cutting and re-crimping connector.
- Beep and flash from every keystroke gives maximum feedback to the user.
- Lock can be programmed to silence the beep in stealth mode.
- 15-Minute Penalty Lockout after four incorrect entries protects against manipulation attempts.
- New swing bolt reversible lock design for right- or left-handed installation.

- Lock "auto-locks" when boltwork is thrown to prevent safes from being left in a day-lock position.
- One 9-volt battery can be easily replaced in the keypad housing.

**ESL15 ADDITIONAL FEATURES:**

- Time Delay Mode allows delay to be set from 1 to 99 minutes.
- Armored Car Override allows an armored car service to bypass Time Delay.
- Multiple User Mode allows for one master code and eight user codes to be used for full supervisory control and code management.
- Dual Control Mode programs the lock to require two combinations to open.



# AMSEC ESLXL SERIES

AMSEC has been a pioneer in the electronic lock market. The **ESLXL SERIES** locks offer unrivaled value in electronic safe access. The ESL10XL and ESL20XL locks have the best blend of features and function in Electronic Safe Locks. The ESLXL SERIES offer an attractive metal die-cast keypad housing with an alpha-numeric slanted keypad. The ESL10XL is a basic keypad lock for home and office applications. The ESL20XL offers advanced features necessary for commercial applications.



**ESL10XL**  
WITH CHROME FINISH



**ESL20XL**  
WITH BLACK FINISH

### ESL10XL FEATURES:

- Replaces most mechanical combination locks. Easy installation and operation.
- Factory Reset Combination for solving lost combinations without requiring expensive service calls.
- Electronics are encapsulated within the lock and are sealed to prevent possible moisture related failures.
- Cable fits through a 1/2" spindle hole without cutting and re-crimping connector.
- Audible beep and flash from every keystroke gives maximum feedback to the user.
- 15 minute Penalty Lockout after four incorrect entries protects against manipulation attempts.
- New patented dead-latched lock design with an internal relock device for maximum security.
- Lock "auto-locks" when boltwork is thrown to prevent safes from being left in a day lock position.
- Slam Bolt version for locker applications.

### ESL20XL ADDITIONAL FEATURES:

- Time Delay Mode: Delays can be set from 1 to 99 minutes.
- Multiple User Mode: When enabled, one Master code and eight user codes are available with full supervisory control and code management.
- Dual Control Mode: The lock can be programmed to require two combinations to open for added security.
- Armored Car Override: When enabled, allows an armored car service to bypass Time Delay.

Model	Description	Finish
ESL10XL	ESL10XL Standard Lock	Black Nickel, Chrome, Brass
ESL10XL-S	ESL10XL Slam Bolt Lock	Black Nickel, Chrome, Brass
ESL20XL	ESL20XL Standard Lock	Black
ESL20XL-S	ESL20XL Slam Bolt Lock	Black



**ROTOBOLT REDUNDANT SAFE LOCK**



**The new U.L. Listed LP Lock offers the convenience of an Electronic lock and the trusted reliability of a mechanical combination lock.**

**ELECTRONIC KEYPAD AND MECHANICAL DIAL**

- Bright chrome finish
- Audible and visual feedback
- Durable Mylar keypad
- Spy-proof digital entry
- Sliding door access to battery compartment

**ELECTRONIC LOCK**

- U.L. Type 1
- 1 Manager and 1 User code
- 6 Digit changeable code
- Time Delay (1 to 99 minutes)
- Battery low indicator
- Manipulation protection

**MECHANICAL LOCK**

- U.L. Group 2M
- Manipulation resistant
- Standard mechanical lock footprint
- No spline key required

**COMPATIBILITY**

- Note: This lock is not reversible and will only mount on right swing – vertical down or left swing – vertical up locking systems.
- Not available on all models. Please contact us for a complete list of compatible AMSEC safes.



*Shown above on an older model BF Gun Safe. This lock is not available on BFX models.*

**LOCKS FROM S&G, KABA AND LAGARD**



**SARGENT AND GREENLEAF**

A lock on security.



S&G Titan™

**KABA®**

**LAGARD**



AUDITCON®  
ROUND PROFILE



LG BASIC II

**AMSEC offers a variety of locks from manufacturers like S&G., Kaba and LaGard. Please see AMSEC's Pricebook or talk to your local AMSEC sales representative for more information on what locks are available on AMSEC safes.**

ELECTRONIC LOCK COMPARISON CHART

	AMERICAN SECURITY		LP LOCKS		SARGENT AND GREENLEAF A lock on security		LAGARD		KABA®								
	ESL5	ESL15	ESL10XL	ESL20XL	ESL Audit II®	Rotobolt	6120	6123	6126	Titan	Basic	ComboGuard	AuditGuard	SmartLine	AuditCon 52	AuditCon 252	AuditCon 552
Keypad Housing	Round/ Backlit	Round	Round	Round	Vertical Rectangle	Round w/ Combo Back-Up	Round	Round	Round	Round	Round	Round	Round	Vertical Rect. angle	Round, Vertical	Round, Vertical	Round, Vertical
U.L. Listed	U.L. Type 1	Pending U.L.	U.L. Type 1	U.L. Type 1	U.L. Type 1	U.L. Type 1	U.L. Type 1	U.L. Type 1	U.L. Type 1	U.L. Type 1	U.L. Type 1	U.L. Type 1	U.L. Type 1	U.L. Type 1	U.L. Type 1	U.L. Type 1	U.L. Type 1
Number of Users	1	1 Master 8 Users 1 Armored Car	1	1 Master 8 Users 1 Armored Car	40- Multiple User Opts. Reg. Migr.- Mgr. & Std Users	1 w/ 3 or 4 Number Combo Back-Up	8	5	1 Programmer 3 Manager 6 Super User 20 User	9	1	8	1	Mgr. + (8)	2	20	99
Time Delay Override	NO	YES	NO	YES	YES	N/A	NO	YES	YES	YES	N/A	YES	YES	YES	NO	YES	YES
Safe Doors	1	1	1	1	12	1	1	1	1	1	1	1	1	5 w/in-terface options	1	1	1
Power Source	(1) 9V No A/C Opt	(2) 9V/ No A/C Opt	(2) 9V/ No A/C Opt	(2) 9V/ No A/C Opt	AC with Battery Back-up	(1) 9V No A/C	(2) 9V	(2) 9V	(2) 9V	(2) 9V	(2) 9V	(2) 9V	(2) 9V	(1) 9V+ (6) "C" (Opt.)	Self Generating Battery	Self Generating	Self Generating
Combination (number of digits)	6	6	6	6	Key +6 digits 8 if Keypad only	6 3 or 4 Number Combo	6	6	6	8	6	6	6	6	6	8	8
Wrong Try Lock Out (time)	YES (15 min.)	YES (15 min.)	YES (15 min.)	YES (15 min.)	Settable (user only)	Yes (5 min.)	4 (15 min.)	4	5 (10 min.)	5 (10 min.)	5 (5 min.)	YES (5 min.)	YES (5 min.)	YES (5 min.)	YES (3 min.)	YES (3 min.)	YES (3 min.)
Dual Mode	N/A	YES	N/A	YES	YES	N/A	NO	YES	YES	YES	NO	YES	YES	YES	YES	YES	YES
Time Delay	N/A	1-99 min.	N/A	1-99 min.	1-99 min.	1-99 min. Fact. Assist	1-9 min.	1-99 min.	1-99 min.	1-99 min.	N/A	1-99 min.	1-99 min. factory set	1-99 min.	YES (Order Model T-52)	YES	YES
Time Delay Open Input Window (time/by user)	N/A	1-9 min.	N/A	1-9 min.	1-99 min.	1-19 min. Fact. Assist	2 min./ fixed	2-9 min.	1-10 min.	1-10 min.	N/A	1-19 min.	1-19 min.	1-19 min.	NO	NO	NO
Time Lock (periods) *variable	N/A	N/A	N/A	N/A	(4) Software set	N/A	N/A	N/A	N/A	N/A	N/A	N/A	N/A	(4) (*)	N/A	N/A	N/A
Duress	N/A	N/A	N/A	N/A	STD	N/A	OPT	OPT	OPT	OPT	NO	OPT	OPT	OPT	OPT	OPT	OPT
Audit Trail (# of events)	N/A	N/A	N/A	N/A	YES 120,000 w/ 500 Backup Time & Date Viewed	N/A	N/A	N/A	YES 400 Time & Date	N/A	N/A	63 Lock Events	512 Time & Date	YES (500) Time & Date	NO	YES 400 Time & Date	YES 400 Time & Date
PC Software Audit Records	N/A	N/A	N/A	N/A	CLOUD (opt.)	N/A	NO	NO	(Opt) Audit Only	NO	NO	(OPT)	(OPT)	NO	YES (Opt.) 100	YES (Opt.) 400	YES (Opt.) 400
Alarm Interface	N/A	N/A	N/A	N/A	YES	N/A	NO	NO	YES	NO	NO	YES (Opt.)	YES (Opt.)	YES	NO	YES (Opt.)	YES (Opt.)
Auto Lock	YES	YES	YES	YES	YES	YES	YES	YES	YES	YES	YES	YES	YES	YES	YES	YES	YES
Bolt Options	Swing	Swing	Standard / Slam	Standard / Slam	Swing / Toggle / Latch	Swing	Standard Motor	Standard Motor	Standard Motor	Swing / Standard	Swing	Swing / Standard	Swing / Standard	Swing	Slide / Standard	Slide / Standard	Slide / Standard

**MECHANICAL LOCKS AND KEY LOCKS**


AMSEC offers a wide variety of options not listed here. Consult your AMSEC price book or call for other available options. AMSEC's staff will also assist in helping you choose the correct options for your security needs.



**U.L. Listed Group 2 Mechanical Combination Safe Lock Kit**  
 Mechanical Combination Safe Locks have been around for over 100 years and are very secure and reliable. With the proper care and service, the AMSEC mechanical combination safe lock will last a long time.

**Features:**

- Three brass and aluminum combination wheels provide 1,000,000 theoretical combinations.
- Dual brass locking cams prevent wheel slippage.
- Solid brass locking bolt and zinc drop lever.
- Four-way brass drive cam allows mounting RH, LH, VU or VD.
- Internal spring-loaded brass relock trigger guards against punch attacks.
- Standard mounting footprint matches most mechanical and electronic safe locks.
- Large front-read convertible dial and ring.
- Both dial and ring are die cast with black finish and white letters.
- A solid, machined brass spindle – 4 7/8"
- Can be converted to a key-locking dial with a disc tumbler key cylinder and two keys (shown at below).
- Comes standard with an attractive self-stick solid dial insert or a key-locking dial insert.



**Safe Lock Kit Includes:**

- U.L. Listed Group 2 mechanical safe lock.
- Large front-read convertible dial & ring, B/W finish.
- Non-key-locking dial insert.
- Key-locking dial insert.
- Key cylinder and two keys.
- Package mounting hardware and two spline keys.
- Combination change key.
- Durable packaging and foam inserts protect contents from shipping damage.




**Spyproof Dial**  
 Restricts unauthorized viewing while dialing combination. Also available with key locking feature.




**Key Locking Front Read Dial**  
 Key is used to lock dial in a fixed position and affords dual custody control. Manager has the combination, collector has the key. Both must be present to unlock the safe.




**144 HOUR TIME LOCK**  
 Safes equipped with Time Locks offer the capability of locking the safe for a pre-selected period of time. Time periods range from one hour to 144 hours (6 full days).



**U.L. LISTED DUAL NOSE KEY LOCK**  
 Dual control safe deposit lock requires two different keys to open safe.



**U.L. LISTED KEY OP LOCK**  
 European style seven-lever changeable key lock offers exceptional security features for use on inner locker or outer safe doors.



**U.L. HIGH SECURITY KEY LOCK**  
 European style nine-lever changeable key lock offers exceptional security features for use on inner locker or outer safe doors.



**MERCHANDISING / DISPLAYS**



**3-PACK DISPLAY  
PART #1045008**



**DISPLAY PEDESTAL  
PART #1045014**



**BF®/BFII SAFE BODY  
CUTAWAY  
PART #1045223**



**BF® SAFE DOOR  
CUTAWAY  
PART #1045058**



**SALES BANNER - 5FT W X 3FT H  
PART #1045000**



**MAGNETIC PRICE  
TAGS (PACK OF 6)  
PART #1045004**



**SAFE USAGE POSTER  
(24" W X 18" H)  
PART #1045073**



**ELECTRONIC LOCK  
BROCHURE  
PART #4305365**

**AMSEC PROMO PACKS**

PART #	DESCRIPTION
4506040	BFX DISPLAY SAFE PLEXIGLASS BACK COVER: Turn a BFX6030 or BFX6032 into a BFX display Safe by adding a plexiglass back cover for \$75. Purchase any 3 BFX models and we will waive the \$75 upcharge on a BFX6030 or BFX6032 display safe.
1045008	3-PACK SAFES: WS1014, WFS149E5LP, & WS1214E5 Also includes display stand, POP, product tags, color poster and consumer brochures.
1045020	VALUE PROMO KIT #1: safe pedestal, sales banner, 3 hanging signs, safe usage poster, window decal, consumer brochures & product tags.

**AMSEC INDIVIDUAL SALES AIDS**

PART #	DESCRIPTION	PRICE
1045014	Display Pedestal	\$265.00
1045000	Sales Banner (5ft w x 3ft h)	\$105.00
1045024	"Burglary/Fire Safes" Hanging Sign (21"w x 10"h)	\$20.00
1045028	"Fire Safes" Hanging Sign (21"w x 10"h)	\$20.00
1045029	"Floor Safes" Hanging Sign (21"w x 10"h)	\$20.00
1045030	"Depository Safes" Hanging Sign (21"w x 10"h)	\$20.00
1045134	"Wall Safes" Hanging Sign (21"w x 10"h)	\$20.00
1045133	"Gun Safes" Hanging Sign (21"w x 10"h)	\$20.00
1015241	Authorized Dealer Window Decal	\$15.00
1045073	Guide to Safe Usage Poster (24"w x 18"h)	\$0.00
4305127	Retail Price List	\$0.00
4305128	Guide to All Products Brochure (color 4 x 9)	\$0.00
1045129	Dealer Catalog	\$0.00
4305172	Gun Safe Brochure	\$0.00
1045072	Gun Safe Warranty Poster (24"w x 18"h)	\$0.00
1045076	BF® Gun Safe Authorized Dealer Banner (5ft w x 3ft h)	\$40.00
1045058	BF® Door Cutaway Plaque	\$205.00
1045223	BF®/BFII Body Cutaway Plaque	\$220.00
4305174	Warranty/Operating Booklet	\$0.00
1045004	Magnetic Price Tags (4 x 6) - Pack of 6	\$20.00
1045007	3 pack display only	\$270.00
4305365	Electronic Locks Dealer Brochure	\$0.00
1045019	Plexiglass Brochure Holder	\$0.00



**GUN SAFE  
CATALOG  
PART #4305172**



**PRODUCT  
CATALOG  
PART #1045129**



**RETAIL  
PRICE LIST  
PART #4305127**



**CONSUMER PRODUCTS  
BROCHURE  
PART #4305128**



**"BURGLARY / FIRE SAFES"  
HANGING SIGN (21" W X 10" H)  
PART #1045024**



## INDEX BY MODEL NUMBER

**A**

ACF 2020	33
ACF 2020XD	33
ACF 3020	33
ACF 3020XD	33
ACF 4024	33
ACF 4024XD	33
ACF4824DS	29
ACF 5024	33
ACF 5024XD	33
ACF 6030	33
ACF 6030XD	33
AM2020E5	15
AM3020E5	15
AM4020E5	15

**B**

B6	21
B17	21
B24	21
B1500	20
B1806	20
B1810	20
B1816	20
B1816D	20
B2200	20
B2900	20
B3700	20
B3800	20
B5800	20
BD24	21
BDP24	21
BF1512	13
BF1716	13
BF2116	13
BF3416	13
BFII6024	6
BFII6030	6
BFII6032	6
BFII6636	6
BFII7240	6
BFII7250	6
BFS912E5LP	14
BFS1512E1	14
BFS2214E1	14
BFS2815E1	14
BFS3416E1	14
BFX6024	5
BFX6030	5
BFX6032	5
BFX6636	5
BFX7240	5
BFX7250	5
BLB2018	34
BLB3018	34
BLB3024	34
BLB4024	34
BLC2018	34
BLC3018	34
BLC3024	34

BLC4024	34
BWB2020	35
BWB2020FL	27
BWB2020FLNL	27
BWB2020FLR	27
BWB2020FLRNL	27
BWB2025	35
BWB2025FL	27
BWB2025FLR	27
BWB3020	35
BWB3020-D1	27
BWB3020FL	27
BWB3020FLR	27
BWB3025	35
BWB3025FL	27
BWB3025FLR	27
BWB4020	35
BWB4020FL	27
BWB4020FLR	27
BWB4025	35
BWB4025FL	27
BWB4025FLR	27

**C**

C3	21
C5	21
C7	21
CD5	21
CD7	21
CDXE	28
CDXF	28
CE1814	31
CE2518	31
CE3524	31
CE4524	31
CE5524	31
CE6528	31
CE7236	31
CF1814	31
CF2518	31
CF3524	31
CF4524	31
CF5524	31
CF6528	31
CF7236	31
CFX252016	29
CFX352020	29
CFX452020	29
CFX582820	29
CFX703620	29
CSC1413	16
CSC1913	16
CSC3018	16
CSC4520	16

**D**

DSC2014KC	24
DSF2014	24
DSF2516E2	25

DSF2714	24
DSF3214	24
DSR2516E2	25
DST2014	24
DST2014C	24
DST2714	24
DV652	3
DXE	28
DXF	28

**E**

ESL5	39
ESL10XL	40
ESL15	39
ESL20XL	40
ESLAUDIT II	39
EST813	17
EST916	17
EST1014	17
EST2014	17

**F**

FS149	19
FS149E5LP	19
FS914	19
FS914E5LP	19
FS1814E5	19

**H**

HAS410	10
--------	----

**I**

IRC916E	17
---------	----

**K**

K1	23
----	----

**L**

LG BASIC II	41
-------------	----

**M**

MAX1014	32
MAX1814	32
MAX2518	32
MM2820Ctr-Drop-E15	25
MM2820Top-Drop-E15	25
MM28203-Drop-E15	25
MS1414	35

**N**

NARCO3824	36
NARCO3839	36
NARCO8336	36
NF5924E5	7
NF6030E5	7

NF6032E5	7
NF6036E5	7

**P**

PS1208EZ	10
PS1210HD	10

**R**

RF6528	4
RF582820X6	4
RF703620X6	4
RMM2620ESL20-R	26
RMM2620ESLAuditII-R	26
RMM2620SW-R	26
RMM3124ESLAuditII	26
ROTOBOLT	41

**S**

SAFE CLOAK	12
SAFEWIZARDII	38
SF6030E5	8
SF6032E5	8
SF6036E5	8
SF7240E5	8

**T**

TB0610	23
TF5517E5	9
TF5924E5	9

**U**

UL1511	18
UL1812	18
UL1812X	18
UL2018	18
UL3918	18

**V**

VD8030BF	3
VD8030BFIS	3
VD8030BFQ	3
VD8030BFQIS	3
VD8036BF	3
VD8036BFIS	3
VD8036BFQ	3
VD8036BFQIS	3

**W**

WEST2114	22
WFS149	22
WFS149E5LP	22
WS1014	22
WS1214E5	22





**DOCUMENTS ONLY**

**Stamp Collection**  
(moisture protection)

**Imported Fire Safes**  
(U.L. 1 hr. 350°F rating minimal burglary protection)  
**See Pg. 19**

**Tax Returns Insurance Papers, Etc.**

**Domestic Fire Safes**  
(U.L. 2 hr. 350°F rating minimal burglary protection)  
**See Pg. 18**

**PERSONAL VALUABLES**

**Burglary Protection**

**Freestanding Safes**  
(BWB Series, BLB Series, MS1414)  
**See Pg. 27 & 37**

**Burglary & Fire Protection**

**BF® Series**  
(True burglary and fire protection. U.L. 1 hr. 350°F fire rating.)  
**See Pg. 13**

**Floor Safes\***  
Brute/Super Brute Round Door  
\*Excellent fire protection if properly installed in concrete.  
**See Pg. 20-21**

**CSC Series**  
Commercial Security Safes  
(Passed a 1 hr., 350°F factory fire certification)  
**See Pg. 15**

**Wall Safes**  
(WS1014, Heavy Duty WS1214)  
**See Pg. 22**

**Amvault**  
High Security TL-15 / TL-30  
Recommended for \$20,000 and above. 2 hr. 1850°F fire test.  
**See Pg. 29-33**

**Electronic Security Safes**  
(Bounce-Resistant Electronic Lock)  
**See Pg. 17**

**AM Series Home Safes**  
(ETL Certified 45 Minute Fire Protection)  
**See Pg. 15**

**Vault Door**  
(Standard and In-swing door openings)  
**See Pg. 3**

**Gun Safes**  
(Revolutionary BF Series, High Security HS Series and Affordable SF, FV & TF Series)  
**See Pg. 3-9**

**Defense Vault**  
(Under Bed Safe)  
**Handgun Security**  
**See Pg. 3 & 10**

**COMMERCIAL APPLICATIONS**

**Cash Management B-Rate Deposit Safes**

**Undercounter Safes**  
(Install under cash register for till trimming)  
**See Pg. 23**

**Cash Management High Security Deposit Safes**

**ACF TL-30 Depository Safe**  
(High Security Overnight protection)  
**See Pg. 29**

**Asset Protection**

**B & C Rate Safes**  
(BWB, BLB, BLC, custom sizes & interiors available)  
**See Pg. 34**

**DST/DSF/DSR Series**  
(Deposits made through top, front or reverse)  
**See Pg. 24-25**

**ACF Series**  
(Can be completely customized)  
**See Pg. 33**

**CSC Series**  
Commercial Security Safes  
(Passed a 2 hr., 350°F factory fire certification)  
**See Pg. 16**

**BWB Series**  
(B-rate wide body for cash tray storage)  
**See Pg. 27**

**TL-15, TL-30**  
(DXE, DXF, CDXE, CDXF, ACF custom interiors and sizes available)  
**See Pg. 28**

**Money Manager Series**  
(Immediate deposits personnel shift accountability)  
**See Pg. 25**

**Amvault**  
(High security TL-15, TL-30 & TL-30x6. Custom interiors available)  
**See Pg. 31-34**

**RMM Series**  
(C-Store Cash Management Safe)  
**See Pg. 26**

**Pharmacy/Narcotics Safes**  
**See Pg. 36**

**In-Room Electronic Safes**  
(User friendly, high security safe)  
**See Pg. 17**

**GUIDE TO SAFE USAGE**



**American Security Products Company**  
11925 Pacific Ave.,  
Fontana, CA 92337  
Phone: 951-685-9680  
Toll Free: 800-421-6142  
Fax: 951-685-9685  
Email: info@amsecusa.com  
www.amsecusa.com

**HIGH GLOSS COLORS**



**TWO-TONE COLORS**

**TEXTURED COLORS**

